



PARTS MANUAL (ANSI/CSA)

DC ELECTRIC SCISSORS

MODELS **SJIII 3219**

210275AA January 2017

SKYJACK

This manual is based on Serial Numbers:

SJIII 3219 80 100 000 & 80 149 999

Please refer to the website - www.skyjack.com for older Serial Numbers.

Skyjack Service Center

3451 Swenson Ave. St. Charles,
Illinois, 60174 USA
Phone: 630-262-0005
Toll Free: 1-800-275-9522
Fax: 630-262-0006
Email: service@skyjack.com

Parts (North America)

Toll Free: 1-800-965-4626
Toll Free Fax: 1-888-782-4825
E-mail: parts@skyjack.com

Skyjack Australia Pty Ltd.

Unit 1, 35 Honeycomb Drive
Eastern Creek
New South Wales 2766
Australia
Tel: +61 (0) 2 9854 0700
Fax: +61 (0) 2 9854 0777

Parts & Service (Europe)

Unit 1 Maes Y Clawdd
Maesbury Road Industrial Estate
Oswestry, Shropshire SY10 8NN UK
Phone: +44-1691-676-235
Fax: +44-1691-676-238
E-mail: info@skyjackeurope.co.uk

Skyjack Brasil

Alameda Júpiter, 710
Loteamento American Park Empresarial
Indaiatuba, SP, Brasil 13347-653
Tel: +55 19 3936 0132

DC Electric Scissor Lifts Parts Manual

General

The information contained in this section is designed to aid the user in locating and identifying replacement parts. Component parts of various assemblies and sub-assemblies comprising the work platform are illustrated and accompanied by a descriptive parts list. Exploded drawings are used to show relative location of component parts in disassembly order. If a part cannot be found in this section, order by work platform model number and serial number, giving a complete description of the part.

Parts Ordering Information

When ordering replacement parts, the complete part number and description should be used to ensure proper identification and delivery of the desired item. This complete identification should also be used when requesting equipment information.

Method of Listing

Parts are listed in order according to the reference number shown in the illustration, followed by a full description based upon the "NOUN FIRST" method. That is, the noun name of the part is listed first, then the modifying description information which serves to specifically identify the item. For example: PIN, Clevis. Assemblies or groups are shown at the beginning of a parts list and are identified with the letter references A, B, C, etc. Individual parts in these lists have corresponding letters after their description to identify which assembly or group it is used in. Individual parts without identifying letters are used in all the assemblies or group shown at the beginning of the parts list. Descriptions preceded with an (•) indicates a serviceable component or

attaching hardware for the higher level assembly. If an index number initially starts with the letter "K", for example "K1", means it's a kit. Any item(s) included in a kit will not have an index number.

Quantities (Units Per Assy.)

The quantities of each part that are required to complete the assembly. If quantity is (AR), it is understood that the quantity may vary when aerial platform is equipped with certain options. Order quantity as needed.

Hardware

Standard screws, washers, nuts, etc. are not identified by a reference number. These parts are known as COMMON HARDWARE items and appear indented under the major items with which they are used. They should be ordered separately as listed, since they are not component parts of the pieces they attach to.

How to Order Repair Parts

1. Address all orders to your local SKYJACK dealer.
2. Specify model and serial number of the work platform (found on the serial number plate).
3. List the quantity needed.
4. List the length needed (if bulk item).
5. List the part number and description as shown in this manual for each item.
6. Show billing and shipping address and name of individual if possible.
7. Suggest best routing.

CUSTOMER _____

DEALER _____

MODEL NUMBER _____

SERIAL NUMBER _____

DATE PURCHASED _____

Use Only Skyjack Authorized Replacement Parts!

Table of Contents

1.0 Platform Related Parts

1.1 Entrance Gates and Chains	8
1.2 Gate Latch Assembly	11
1.3 Side Railing Assembly.....	12
1.4 Extension Platform Railing Assembly	14
1.5 Extension Slide Railing.....	16
1.6 Quick Release Pins	17
1.7 Main Platform Assembly.....	18
1.8 Extension Platform Assembly	21
1.9 Platform Control Console Assembly.....	22
1.10 Enable Controller Assembly.....	24
1.11 Platform AC Outlet Assembly.....	26
1.12 Platform Control Cable Assembly.....	28

2.0 Scissor Related Parts

2.1 Scissor Stack Assembly.....	30
2.2 Final Assembly - Scissors	32
2.3 Lift Cylinder with Holding Valve Assembly.....	34

3.0 Base Related Parts

3.1 Base Assembly.....	38
3.2 Pothole Protection Device.....	40
3.3 Wheel Assembly.....	42
3.4 Steer Mechanism.....	43
3.5 Steer Assembly	44
3.6 Rear Axle Assembly.....	46
3.7 Brake Cylinder Assembly	47
3.8 Steer Cylinder Assembly.....	48
3.9 Hydraulic Hose Connections - Drive/Steer	49
3.10 Base Control Console Hardware	50
3.11 Free-Wheeling Manifold Assembly.....	52

4.0 Hydraulic Tray Related Parts

4.1 Hydraulic Tray Assembly.....	54
4.2 Main Manifold Assembly	56
4.3 Motor and Pump Assembly.....	58
4.4 Hydraulic Tank Lid Assembly	60
4.5 Hydraulic Hose Connections - Hydraulic Tray.....	62

5.0 Battery Tray Related Parts

5.1 Battery Tray Assembly.....	64
5.2 Battery Options.....	66
5.3 Battery Charger	68

Table of Contents

6.0 Electrical Related Parts

6.1 Skycoded Control Module	70
6.2 Power Cables	72
6.3 Skycoded Control Cable Assembly	73
6.4 Main Electrical Harness.....	74
6.5 Telematics Harness - M8	76
6.6 Telematics Harness - M6	78
6.7 Telematics Harness - M6 & M8.....	79

7.0 Optional Equipment

7.1 Air Hose to Platform Assembly	82
7.2 Black Logo Labels Option.....	83
7.3 Light Duty Pipe Rack Assembly	84
7.4 Flashing Light Option	85
7.5 Board Carrier Option	86
7.6 Heavy Duty Pipe Rack Assembly	88
7.7 Telematics Option - MOREY.....	89
7.8 Telematics Option - M8.....	90
7.9 Telematics Option - M6.....	91
7.10 Telematics Option - M6 & M8	92
7.11 Tool Caddy	94

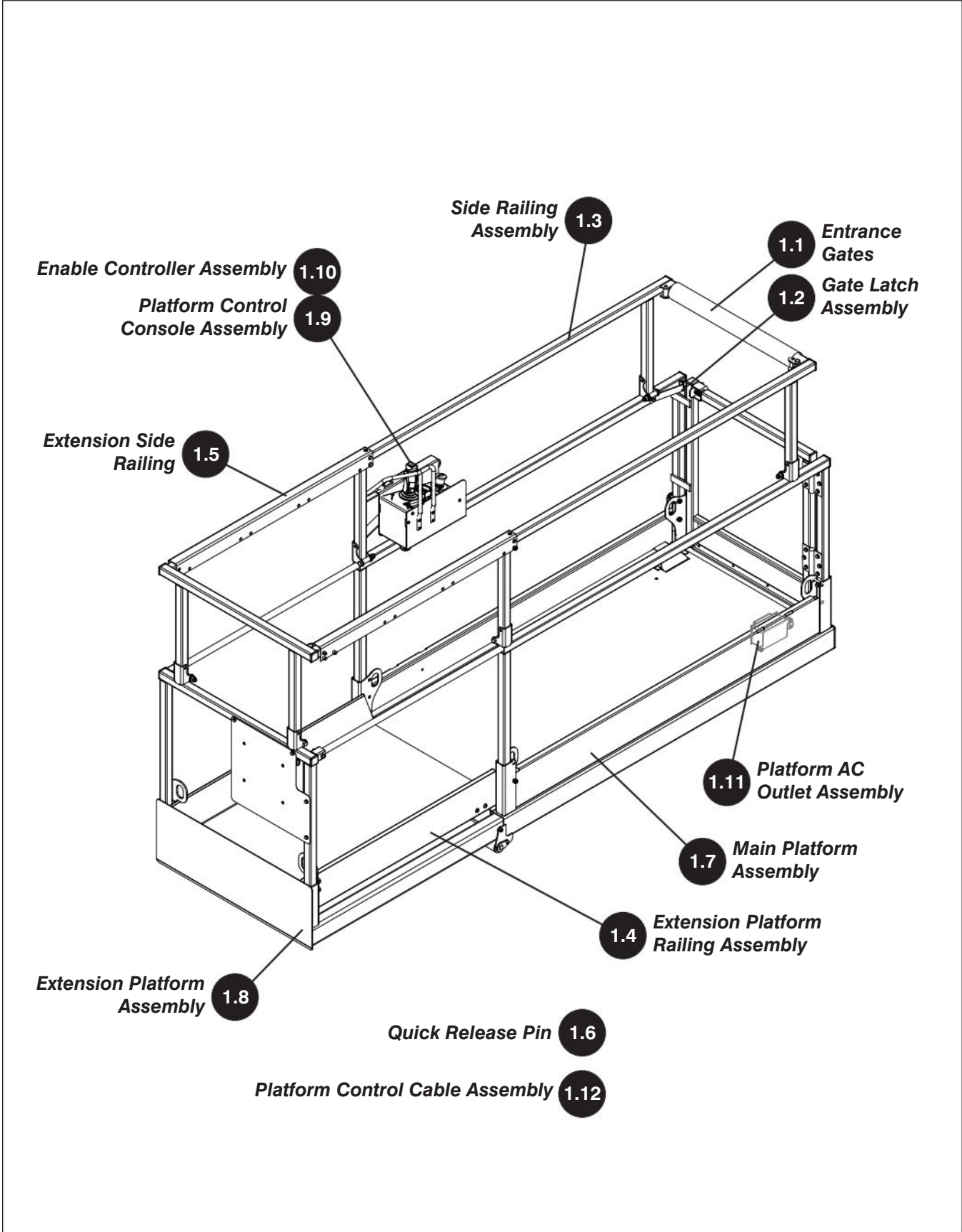
8.0 Labels

8.1 Label Kit.....	98
8.2 Label - Platform Control Console.....	99
8.3 Labels - Miscellaneous.....	100
8.4 Labels - Sides	102
8.5 Labels - Front & Back.....	103
8.6 Labels - Chassis Top	105

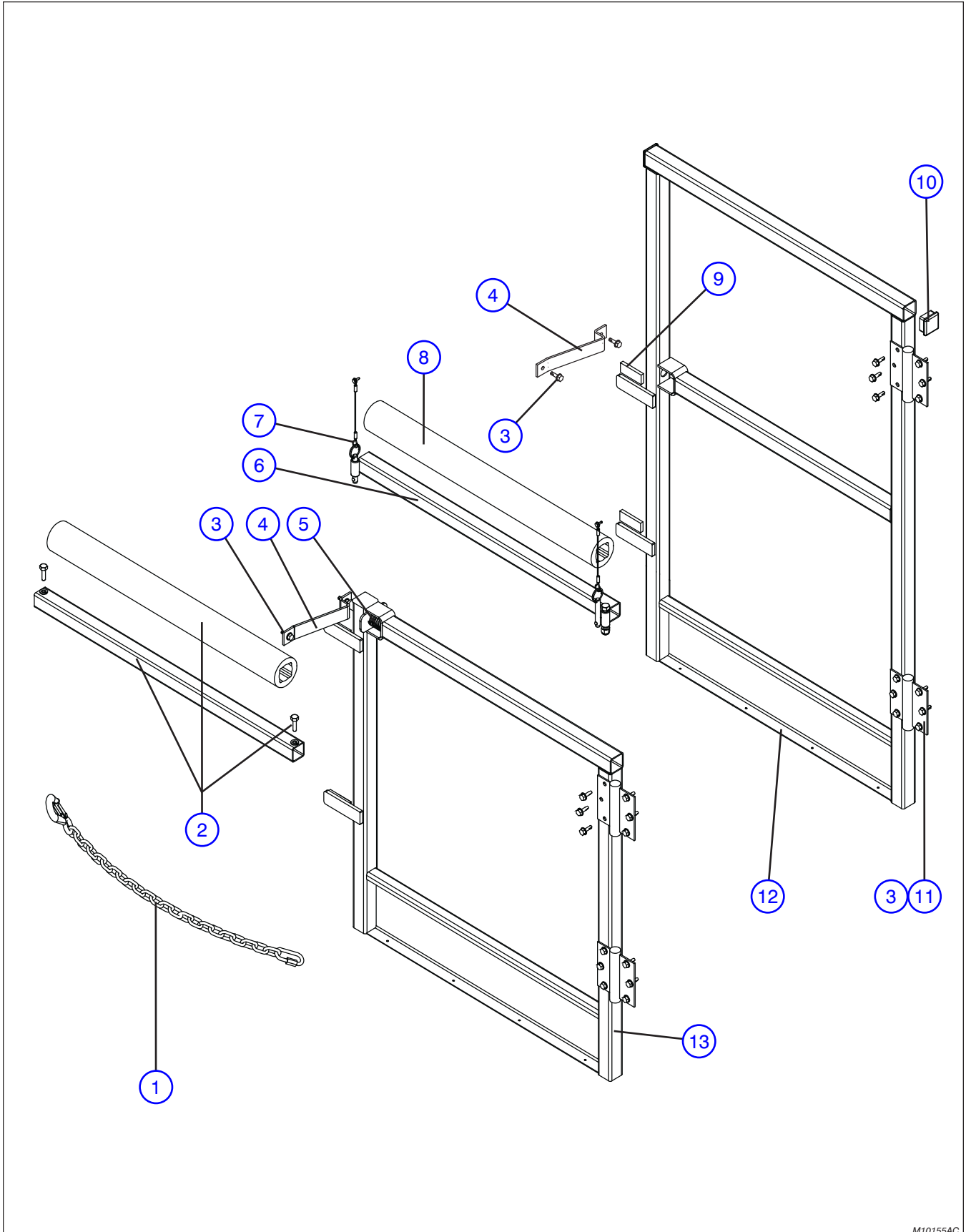
9.0 Tables

9.1 Fluid Table	108
-----------------------	-----

Notes



1.1 Entrance Gates and Chains



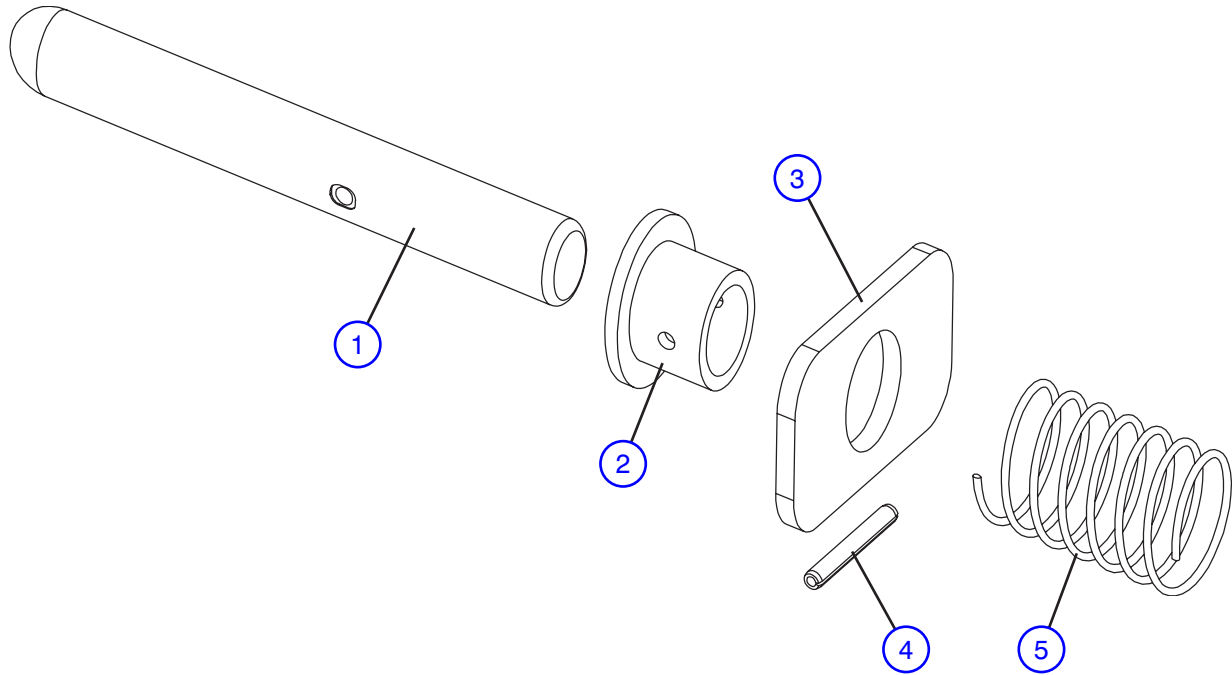
M10155AC

1.1 Entrance Gates and Chains

Index No.	Skyjack Part No.	Qty.	Description
1	106893	-	CHAIN, Entry
	106896	1	• Chain
	100297	1	• LINK, Attaching
	100493	1	• LATCH, Chain snap
	127103	1	• LINK, Chain lap
	166761	1	MESH COVER, Entrance chain
2	127944	1	FIXED UPPER RAIL ASSEMBLY
	106520	1	• TUBE, Top rail
	127943	1	• PADDING, Entry rail
	103864	2	• BOLT, Hex head (5/16"-18 x 1", Gr. 5)
	103404	2	• WASHER, Lock (5/16")
3	112329	14	SCREW, Self tapping (1/4"-14 x 3/4")
4	125526	1	GATE STOP
5	(Ref.)	-	GATE LATCH ASSEMBLY (For components, refer to Section 1.2)
6	(Ref.)	1	UPPER HINGED RAIL ASSEMBLY
	127946	1	• BAR, Rear Cross
	103872	1	• • BOLT, Hex head (3/8"-16 x 2.25", Gr. 5)
	104606	1	• • NUT, Hex nylon lock (3/8"-16)
7	(Ref.)	-	QUICK RELEASE SMALL LOOP PIN ASSEMBLY (For components, refer to Section 1.6)
8	127943	1	PADDING, Entry rail
9	125577	2	PAD, Adhesive rubber foam
10	100702	2	PLUG, Tube
11	209527	2	HINGE, Spring
12	127961	1	GATE, Solid full
13	127955	1	GATE, Half

Notes

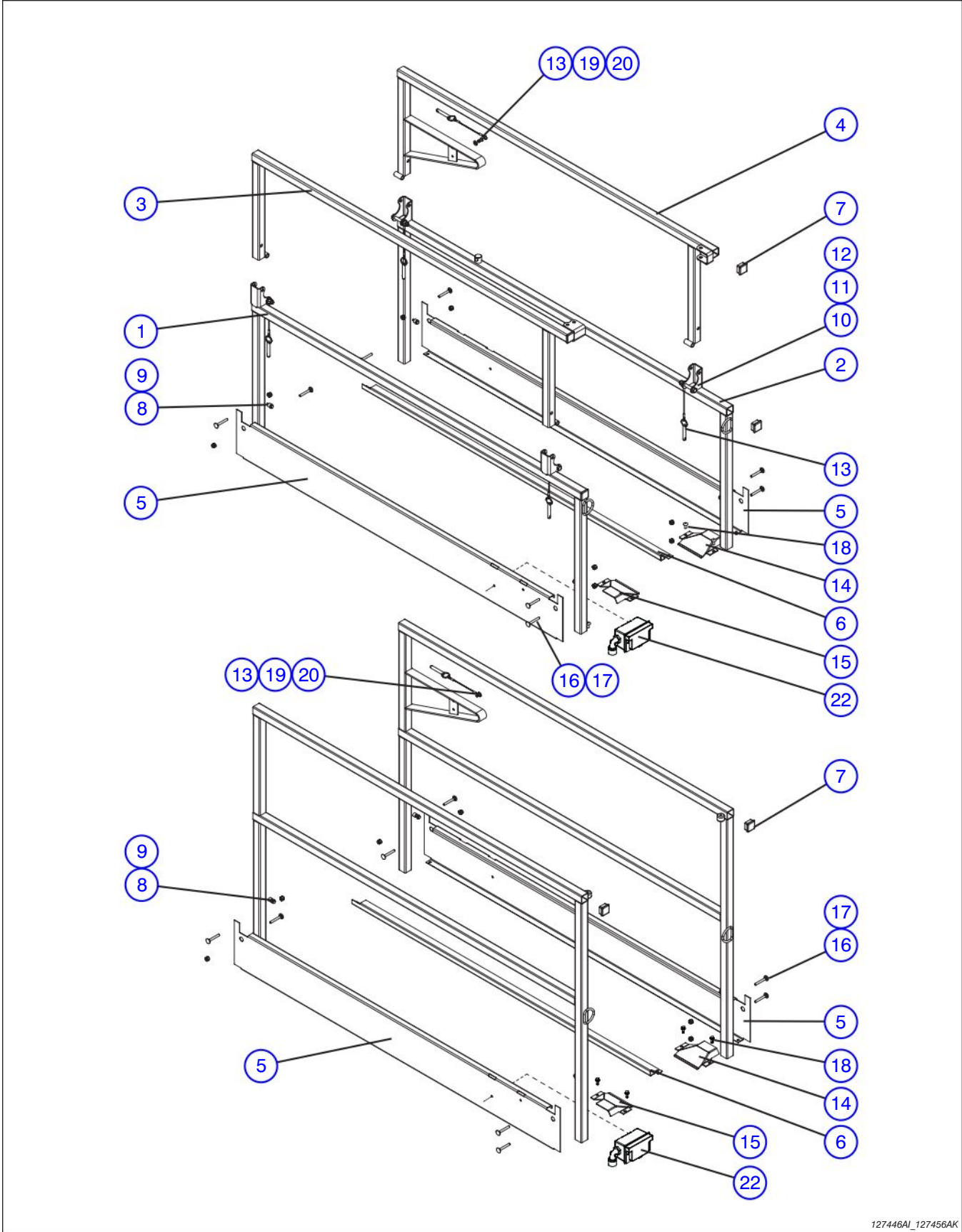
1.2 Gate Latch Assembly



M10160AA

Index No.	Skyjack Part No.	Qty.	Description
-	110824	-	GATE LATCH ASSEMBLY
1	109377	1	• PIN, Latch
2	105312	1	• GUIDE, Nylon spring
3	105307	1	• PLATE, Gate latch release
4	100950	1	• PIN, Roll (1/8" x 1")
5	103107	1	• SPRING, Compression

1.3 Side Railing Assembly

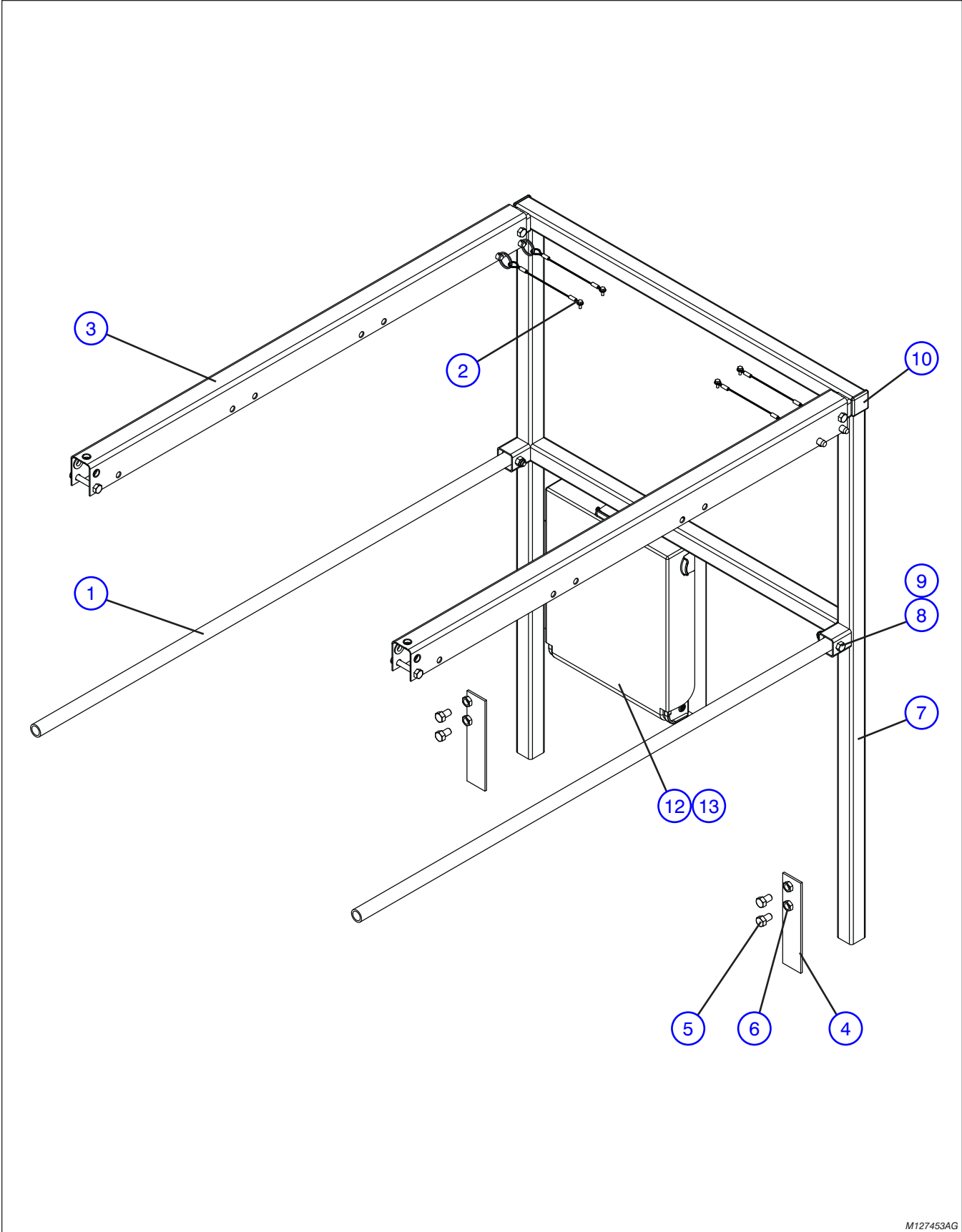


127446AJ_127456AK

1.3 Side Railing Assembly

Index No.	Skyjack Part No.	Qty.	Description
A	127456	-	RAILING ASSEMBLY - HINGED
B	127446	-	RAILING ASSEMBLY - RIGID
1	127471	1	• RAILING, Side bottom (Left hand), A
	127447	1	• RAILING, Rigid (Left hand), B
2	127472	1	• RAILING, Side bottom (Right hand), A
	127448	1	• RAILING, Rigid (Right hand), B
3	127473	1	• RAILING, Upper (Left hand), A
4	127474	1	• RAILING, Upper (Right hand), A
5	127450	2	• KICK PLATE, Universal
6	127451	1	• GUARD, Cable
7	100702	4	• END CAP, Plastic, A
	100702	2	• END CAP, Plastic, B
8	125580	4	• SPACER, Railing retainer
9	103632	4	• SCREW, Self tapping (1/4"-14 x 3/4")
10	103873	4	• BOLT, Hex head (3/8"-16 x 2.5", Gr. 5)
11	103472	8	• WASHER, Flat (3/8" SAE)
12	104606	4	• NUT, Hex lock (3/8"-16, Grade B)
13	(Ref.)	5	• QUICK RELEASE LARGE LOOP PIN ASSEMBLY, A
		1	• QUICK RELEASE LARGE LOOP PIN ASSEMBLY, B
			(For components, refer to Section 1.6)
14	125494	1	• PLATE, Cable guard cover (Right hand)
15	125495	1	• PLATE, Cable guard cover (Left hand)
16	127437	8	• BOLT, Carriage (5/16"-18 x 2", Gr. 5)
17	103984	8	• NUT, Hex nylon lock (5/16"-18, Gr. 5)
18	132042	4	• RIVET, Pop (1/4" diameter x 5/8")
19	139641	1	• RIVET, Pop (1/4" diameter x 0.615") (If equipped)
20	103995	1	• WASHER, Flat (1/4") (If equipped)
22	(Ref.)	-	PLATFORM AC OUTLET ASSEMBLY
			(For components, refer to Section 1.11)

1.4 Extension Platform Railing Assembly

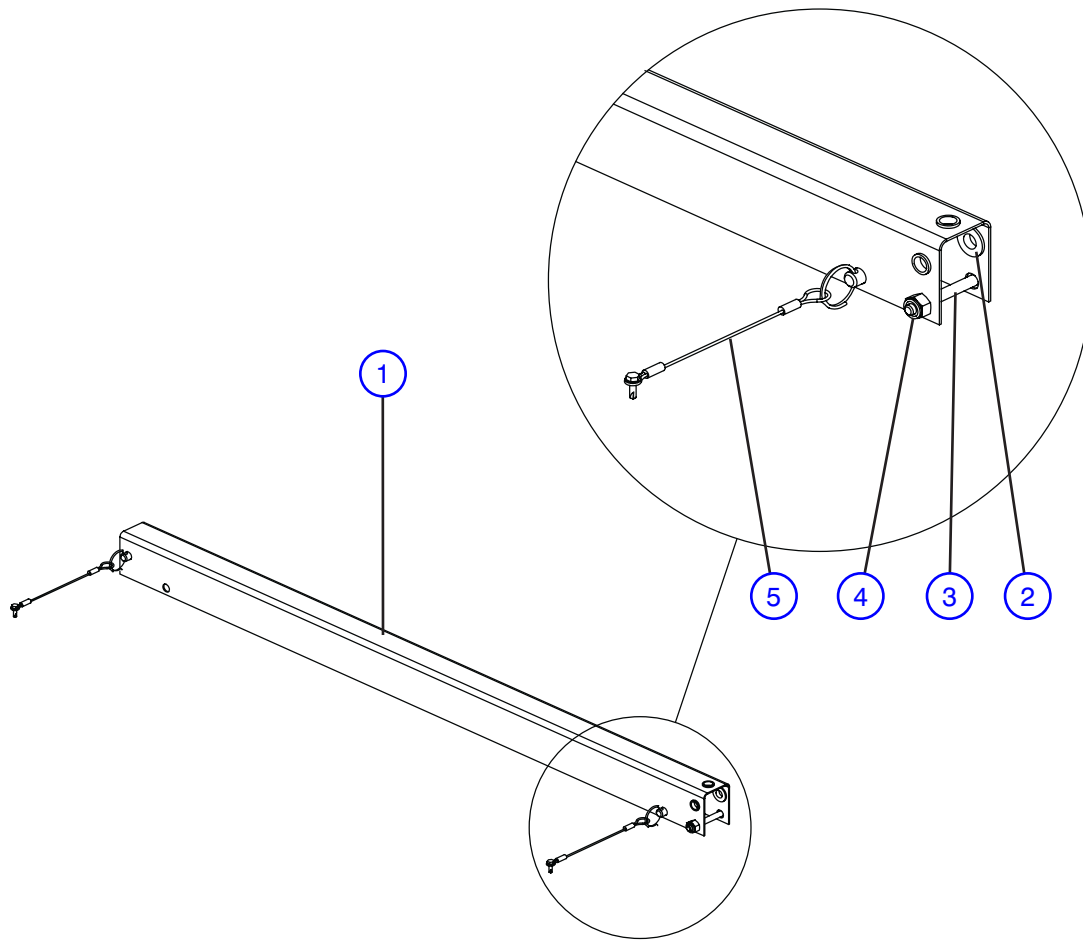


M127453AG

1.4 Extension Platform Railing Assembly

Index No.	Skyjack Part No.	Qty.	Description
A	127453	-	RAILING ASSEMBLY, EXTENSION PLATFORM - SOLID
B	127479	-	RAILING ASSEMBLY, EXTENSION PLATFORM - HINGED
1	103796	2	MIDRAIL, Extension platform
2	(Ref.)	-	QUICK RELEASE LARGE OR SMALL LOOP PIN ASSEMBLY (For components, refer to Section 1.6)
3	(Ref.)	-	EXTENSION SLIDE RAILING (For components, refer to Section 1.5)
4	106950	2	PLATE, Extension platform rail retainer
5	138464	4	BOLT, Hex Head (3/8"-16 x 5/8" Gr. 5)
6	108575	4	NUT, Hex head jam (3/8"-16, Gr. 5)
7	127480	1	RAILING, Extension platform lower, B
8	103885	2	BOLT, Hex head
9	103984	2	NUT, Hex nylon lock (5/16"-18, Gr. 5)
10	100702	2	END CAP, Plastic
11	127455	1	RAILING, Extension platform, A
	127481	1	RAILING, Extension platform upper, B
12	103632	AR	SCREW, Hex head self tapping
13	-	1	• MANUAL BOX ASSEMBLY
	160075	1	• • PLATE, Info/Warning/Manual box
	103962	8	• • SCREW, Hex head self tapping
	198789	1	• • BOX, Manual
	130017	4	• • NUT, K-Lock (#10-32)
	104694	4	• • WASHER, Flat (#10)
	103962	4	• • SCREW, Round head machine (#10-32 x 1/2")
	114710	1	• • KEY, Ring - Skyjack
14	173200	1	• MANUAL , Manual of responsibilities (not shown) - ANSI/CSA

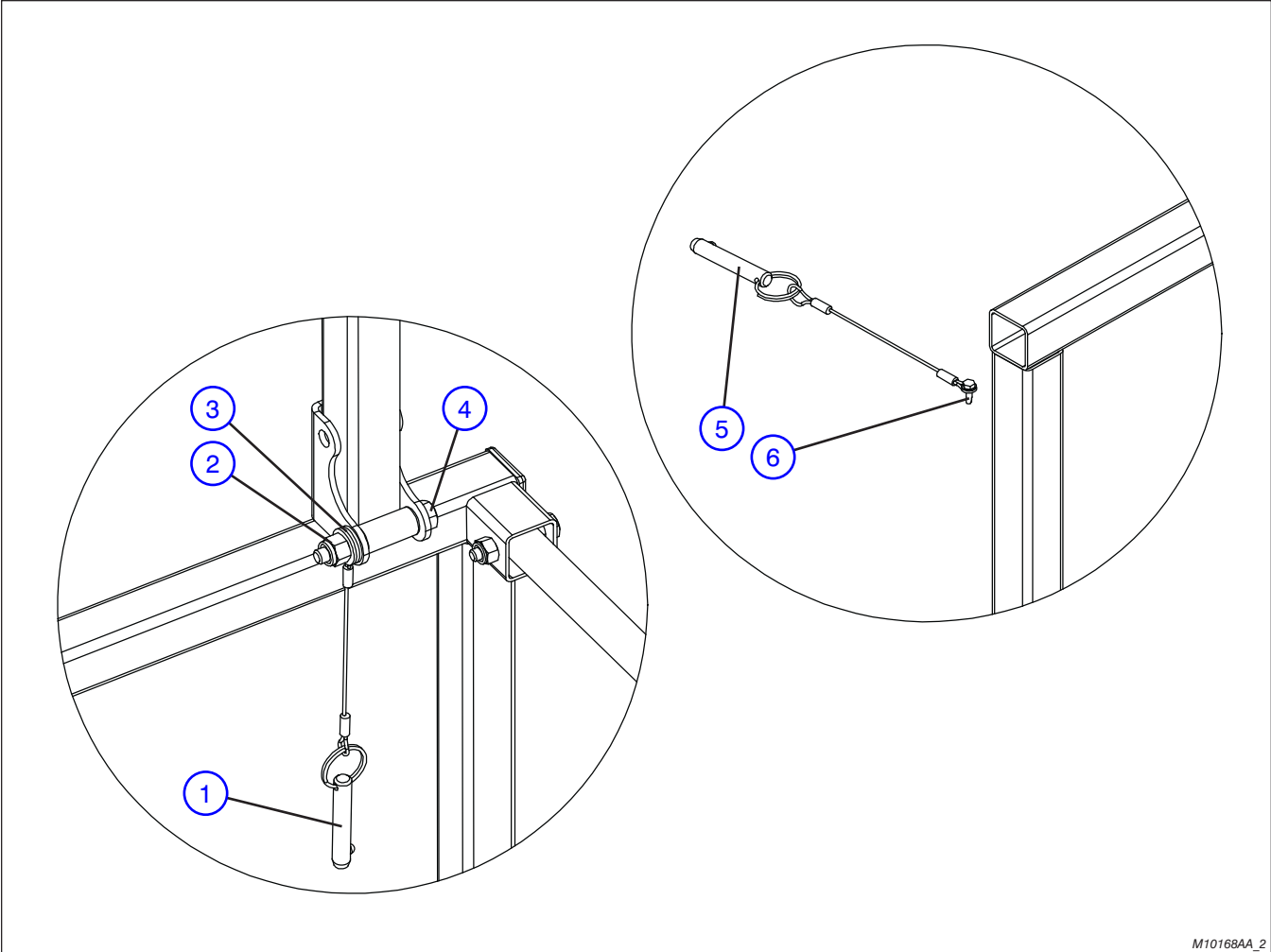
1.5 Extension Slide Railing



M10572AA_1

Index No.	Skyjack Part No.	Qty.	Description
A	125666	-	HANDRAIL ASSEMBLY - SOLID
B	125481	-	HANDRAIL ASSEMBLY - HINGED
1	125480	1	HANDRAIL, Extension
2	103550	3	PLUG, Handrail slide plug
3	103865	AR	BOLT, Hex head (5/16"-18 x 2", Gr. 5)
4	103984	AR	NUT, Hex lock (5/16"-18, Grade B)
5	(Ref.)	-	QUICK RELEASE LARGE OR SMALL LOOP PIN ASSEMBLY (For components, refer to Section 1.6)

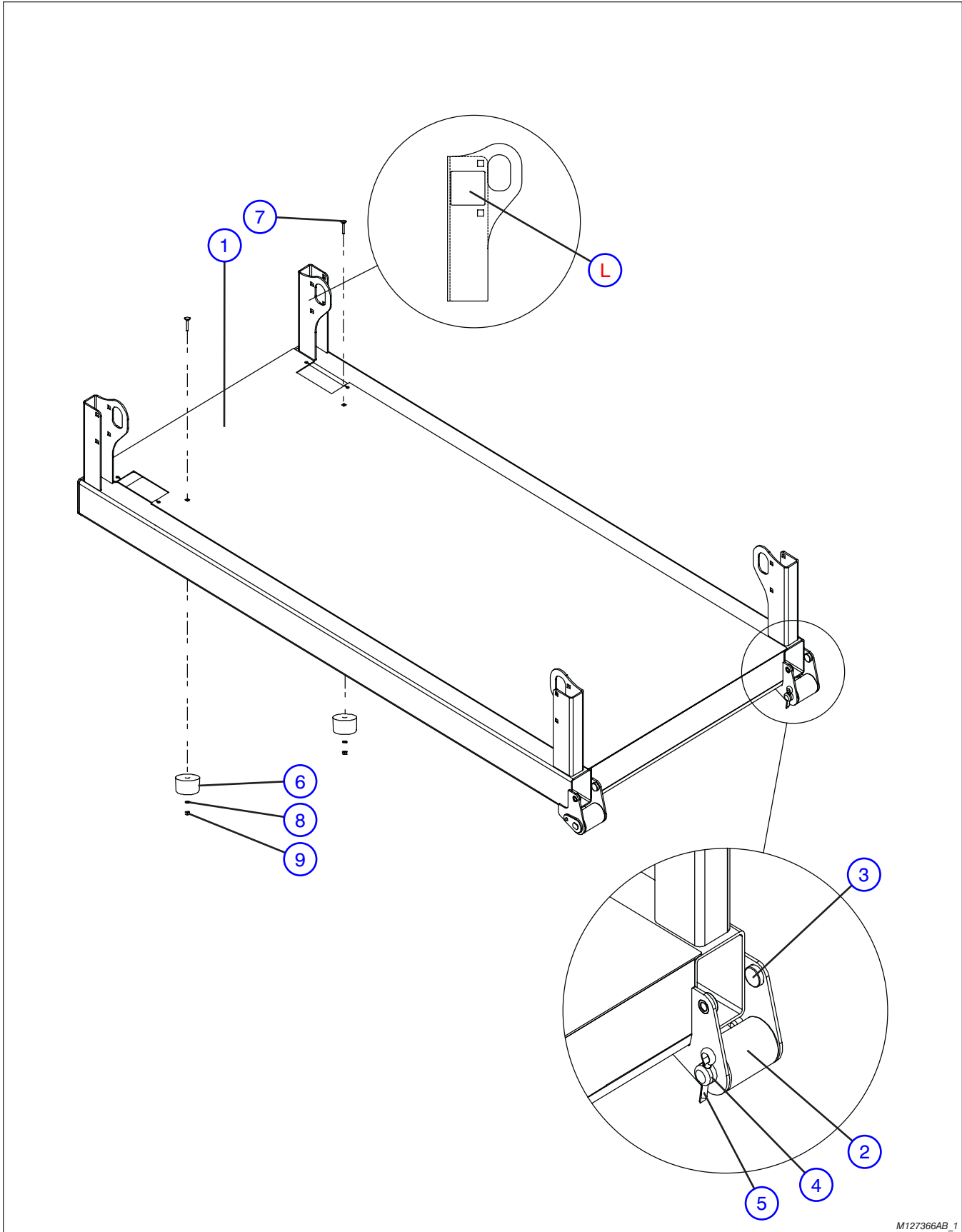
1.6 Quick Release Pins



M10168AA_2

Index No.	Skyjack Part No.	Qty.	Description
1	124548	1	QUICK RELEASE LARGE LOOP PIN ASSEMBLY
	100509	1	• PIN, Quick release (3/8" diameter x 2")
	105807	1	• LANYARD, Plastic coated (6")
2	104606	1	NUT, Hex lock (3/8"-16, Grade B)
3	103472	2	WASHER, Flat (3/8" SAE)
4	103873	1	BOLT, Hex head (3/8"-16 x 2.5", Gr. 5)
5	124547	2	QUICK RELEASE SMALL LOOP PIN ASSEMBLY
	100509	1	• PIN, Quick release (3/8" diameter x 2")
	105807	1	• LANYARD, Plastic coated (6")
6	112327	1	BOLT, Self tapping (#8-18 x 1/2")

1.7 Main Platform Assembly



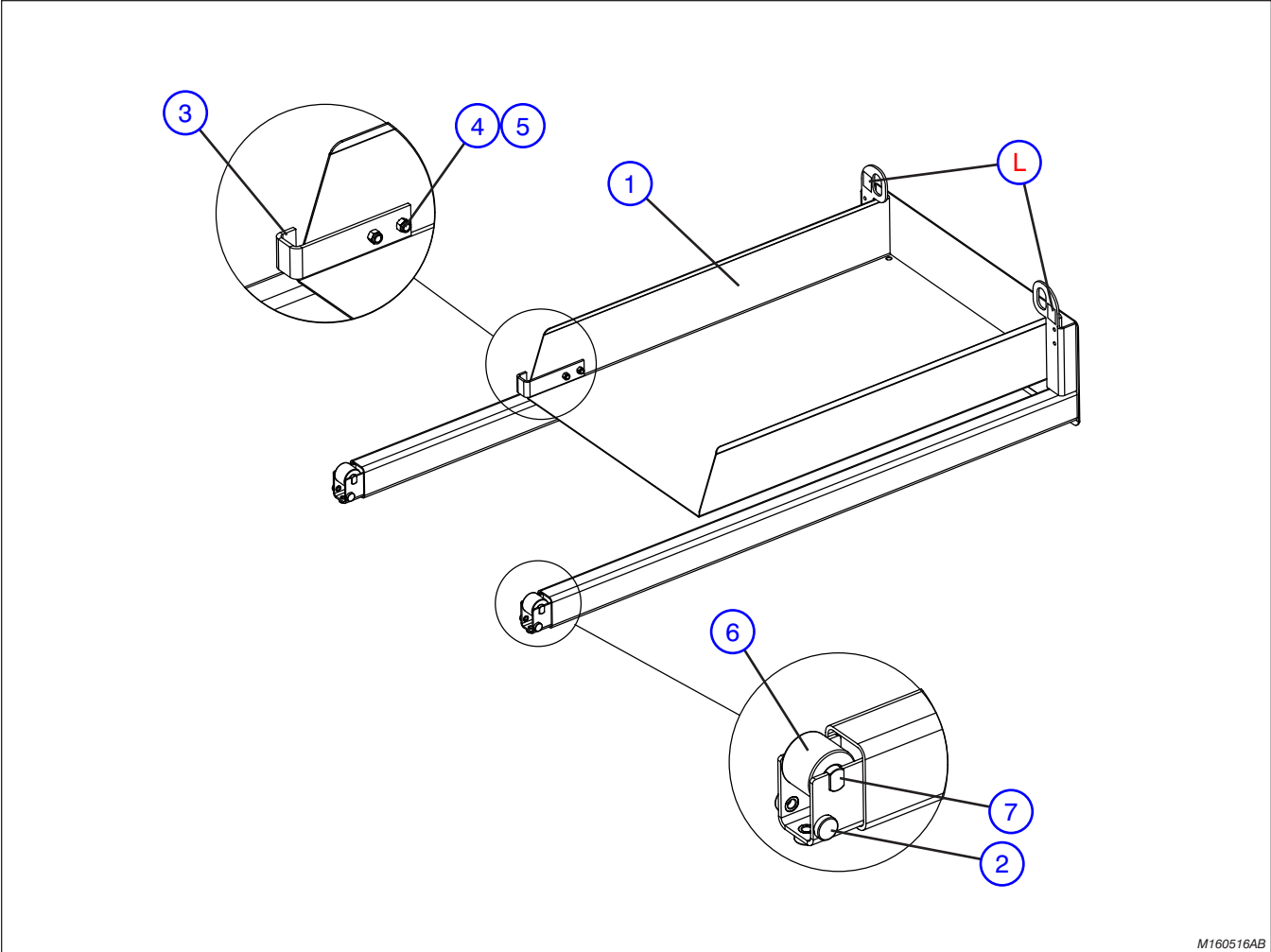
M127366AB_1

1.7 Main Platform Assembly

Index No.	Skyjack Part No.	Qty.	Description
-	127440	1	PLATFORM ASSEMBLY
1	127366	1	• WELDMENT, Main platform
2	125455	2	• ROLLER, Wide
3	125433	4	• BUSHING, Slider
4	125422	2	• ROLL OUT PIN ASSEMBLY
5	121874	2	• PIN, Cotter (1/4" x 1.5")
-	136378	2	ASSEMBLY, Soft stop
6	105395	1	• BUMPER, Scissor
7	134597	1	• BOLT, Carriage (1/4"-20 x 1.25", Gr. 5)
8	104000	1	• WASHER, Lock (1/4")
9	103980	1	• NUT, Hex head (1/4"-20, Gr. 5)
L	130018	4	LABEL, Anchorage harness

Notes

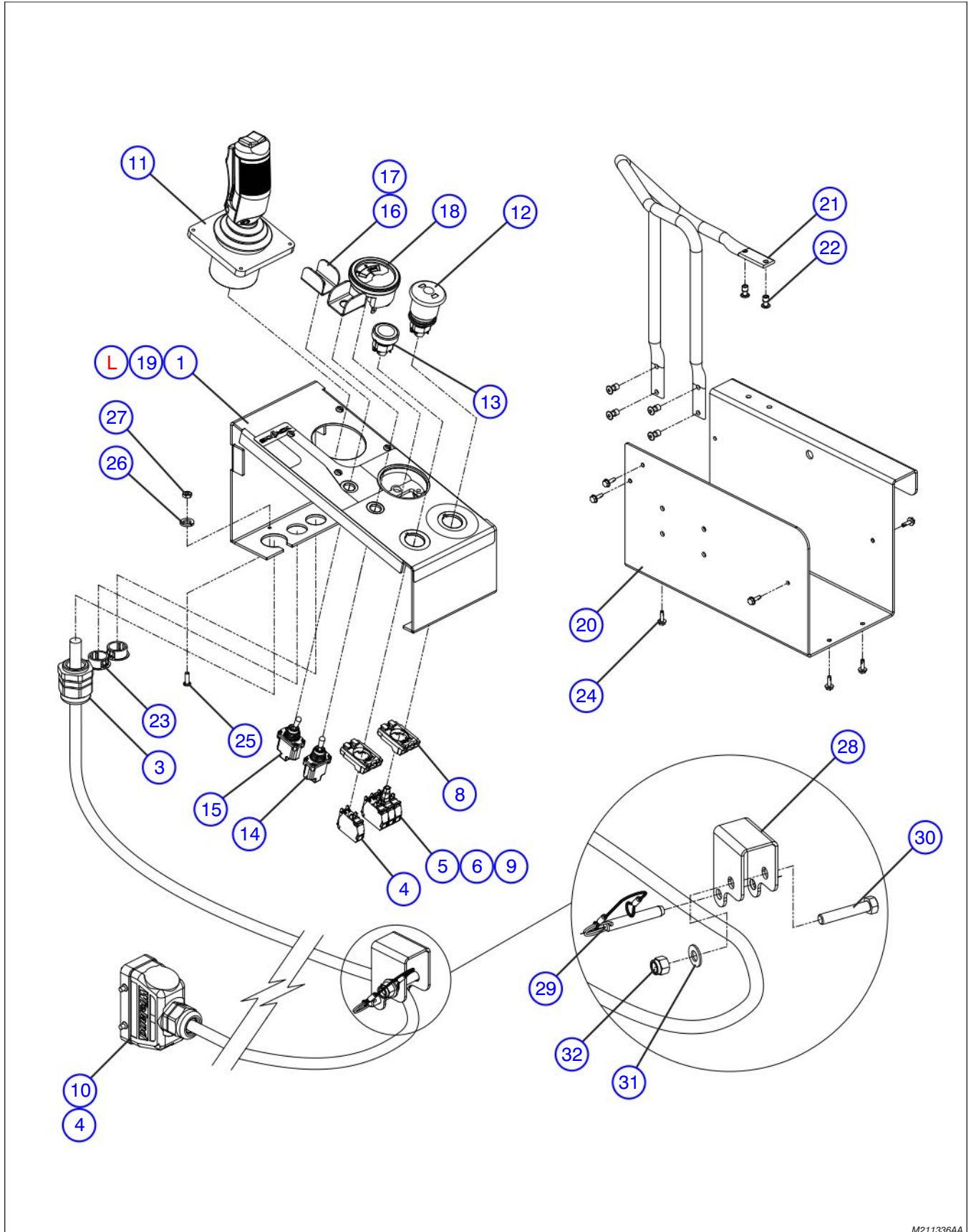
1.8 Extension Platform Assembly



M160516AB

Index No.	Skyjack Part No.	Qty.	Description
-	160516	1	EXTENSION PLATFORM ASSEMBLY
1	160515	1	• WELDMENT, Extension platform
2	125433	6	• BUSHING, Slider
3	121042	1	• STOP, Extension platform
4	300064	2	• SCREW, Hex head cap (5/16"-18 x 3/4")
5	103984	2	• NUT, Hex lock, nylon (5/16-18, Gr. 5)
6	125431	2	• ROLLER, Narrow,
7	160513	2	• PIN, Roll out
L	130018	2	LABEL, Anchorage harness

1.9 Platform Control Console Assembly

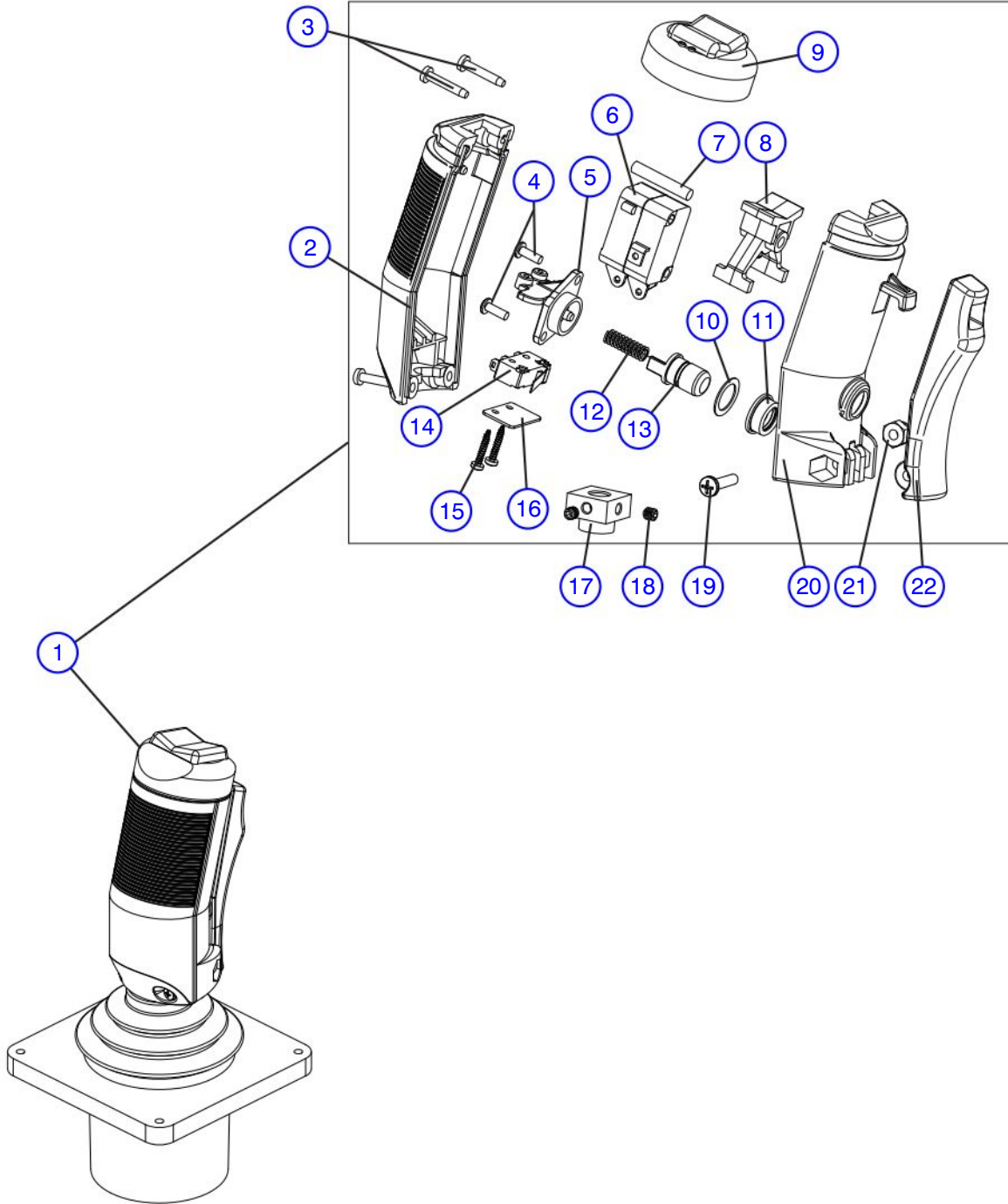


M211336AA

1.9 Platform Control Console Assembly

Index No.	Skyjack Part No.	Qty.	Description
-	211336	-	LONG CABLE CONTROL BOX ASSEMBLY
-	211379	1	• LONG CABLE CONTROL BOX
-	211380	1	• • COVER ASSEMBLY, Control Box
1	208584	1	• • • PLATE, Control Box Top
3	300788	1	• • • STRAIN RELIEF
4	147054	1	• • • CONTACT BLOCK, Normally Open
5	147053	1	• • • CONTACT BLOCK, Normally Closed
6	147061	1	• • • LED BLOCK, 24V - Red
7	208623	1	• • • MATE-N-LOCK, Male Connector - 8 Pin
8	147056	2	• • • LATCH
9	102921	1	• • • DIODE
10	(Ref.)	-	• • • PLATFORM CONTROL CABLE ASSEMBLY (For components, refer to Section 1.12)
L	(Ref.)	1	• • • LABEL, Control Box Pictorial (For components, refer to Section 8.1)
11	(Ref.)	1	• • • JOYSTICK, 5V Single Axis with Rocker (For components, refer to Section 1.10)
12	147051	1	• • • HEAD, Emergency Stop
13	147058	1	• • • HEAD, Pushbutton - Black
14	207741	1	• • • SWITCH, Toggle - 1 Pole, 3 Position
15	115574	1	• • • SWITCH, Toggle - 1NT1-2
16	111181	2	• • • GUARD, Toggle Switch
17	144016	2	• • • BUSHING SEAL, Toggle Switch Panel
18	122093	1	• • • INDICATOR, Battery charge
19	116220	4	• • • BOLT, Machine Screw - M4 x 0.70 x 16MM
-	160275	1	• • CONTROL BOX ASSEMBLY
20	160355	1	• • • PLATE, Control Box Bottom
21	160262	1	• • • TUBE, Control Box Guard
22	120948	6	• • • POP RIVET, Small Flange Dome Head - 3/16" x 0.44"
23	102956	2	• • PLUG, Snap - 7/8"
24	112327	9	• • BOLT, Self Tap - #8-18 x 1/2"
25	103957	1	• • SCREW, Round Hd Machine - #8-32 x 1/2"
26	103404	1	• • WASHER, Lock - #5/16"
27	103986	1	• • NUT, Hex - #8-32
28	158209	1	• RAILING CLAMP, Control Cable
29	(Ref.)	1	• QUICK RELEASE LARGE OR SMALL LOOP PIN ASSEMBLY (For components, refer to Section 1.6)
30	103596	1	• BOLT, Hex Hd - 3/8"-16 x 2", Gr. 5
31	103472	1	• WASHER, Flat - 3/8"
32	104606	1	• NUT, Nylon Lock - 3/8"-16, Gr. 5

1.10 Enable Controller Assembly

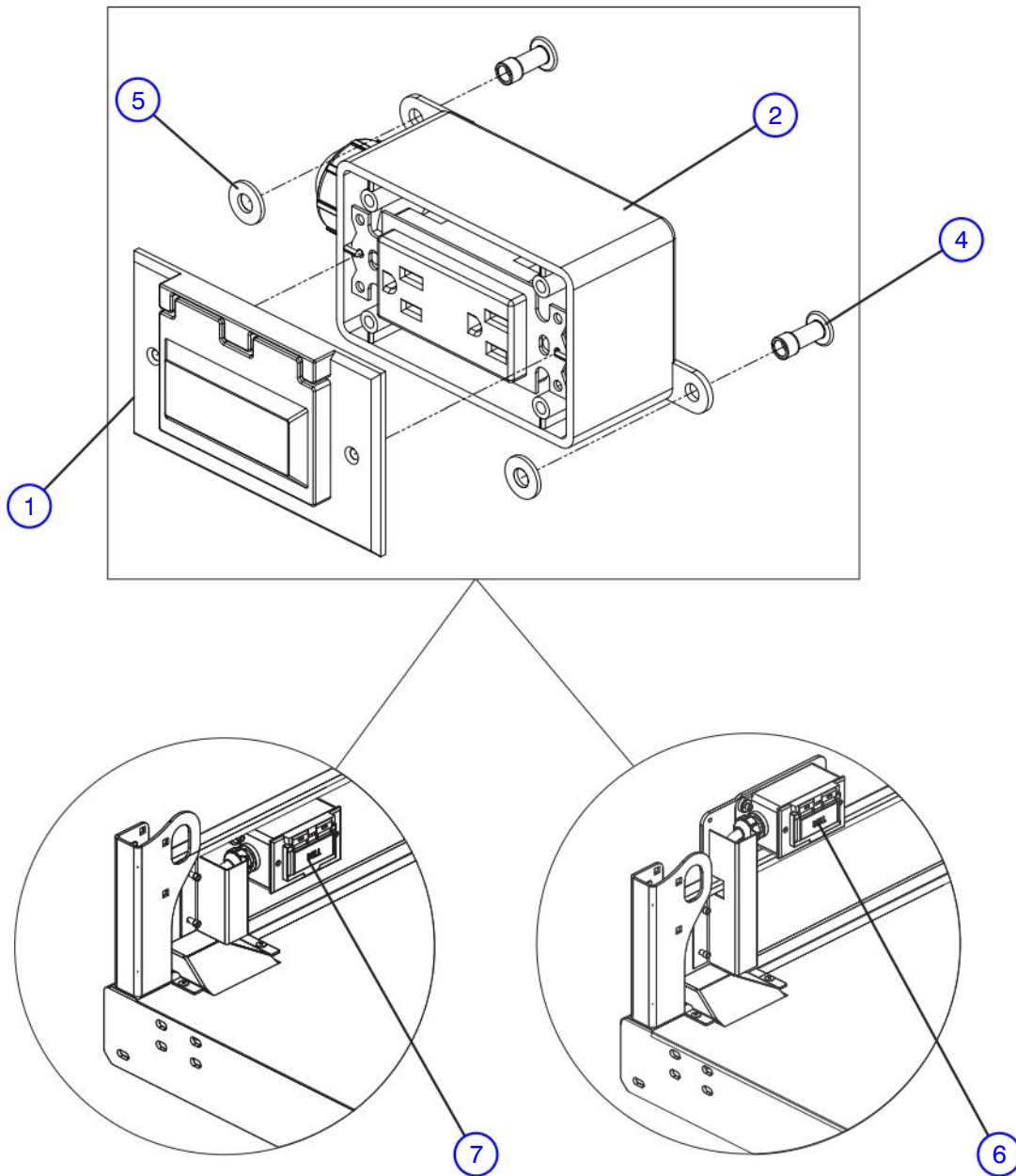


M204714AB

1.10 Enable Controller Assembly

Index No.	Skyjack Part No.	Qty.	Description
-	204714	1	ENABLE CONTROLLER ASSEMBLY
1	159055	1	• HANDLE ASSEMBLY
2	159057	1	• • HANDLE, Front half
3	122879	4	• • SCREW, Controller handle
4	159065	2	• • SCREW, Plastite (#4-20 x 5/16")
5	159060	1	• • HOLDER, Micro switch
6	159613	1	• • ROCKER MICRO ASSEMBLY
7	141341	1	• • AXLE, Rocker
8	154717	1	• • ROCKER
9	122874	1	• • BOOT, Rocker
10	159063	1	• • WASHER
11	159062	1	• • BOOT, Plunger switch
12	159064	1	• • SPRING
13	159061	1	• • SWITCH, Plunger
14	159067	1	• • SWITCH, Lever micro
15	159066	2	• • SCREW, Plastite (#2-28 x 1/2")
16	159068	1	• • INSULATOR, Micro
17	122961	1	• • COUPLING (8mm)
18	122960	2	• • SCREW, Set
19	154718	1	• • SCREW (#6-32 x 5/8")
20	159058	1	• • HANDLE, Back half
21	122964	1	• • NUT, Controller lever
22	159059	1	• • LEVER, Trigger

1.11 Platform AC Outlet Assembly



Ontario Hydro Cover without Gate

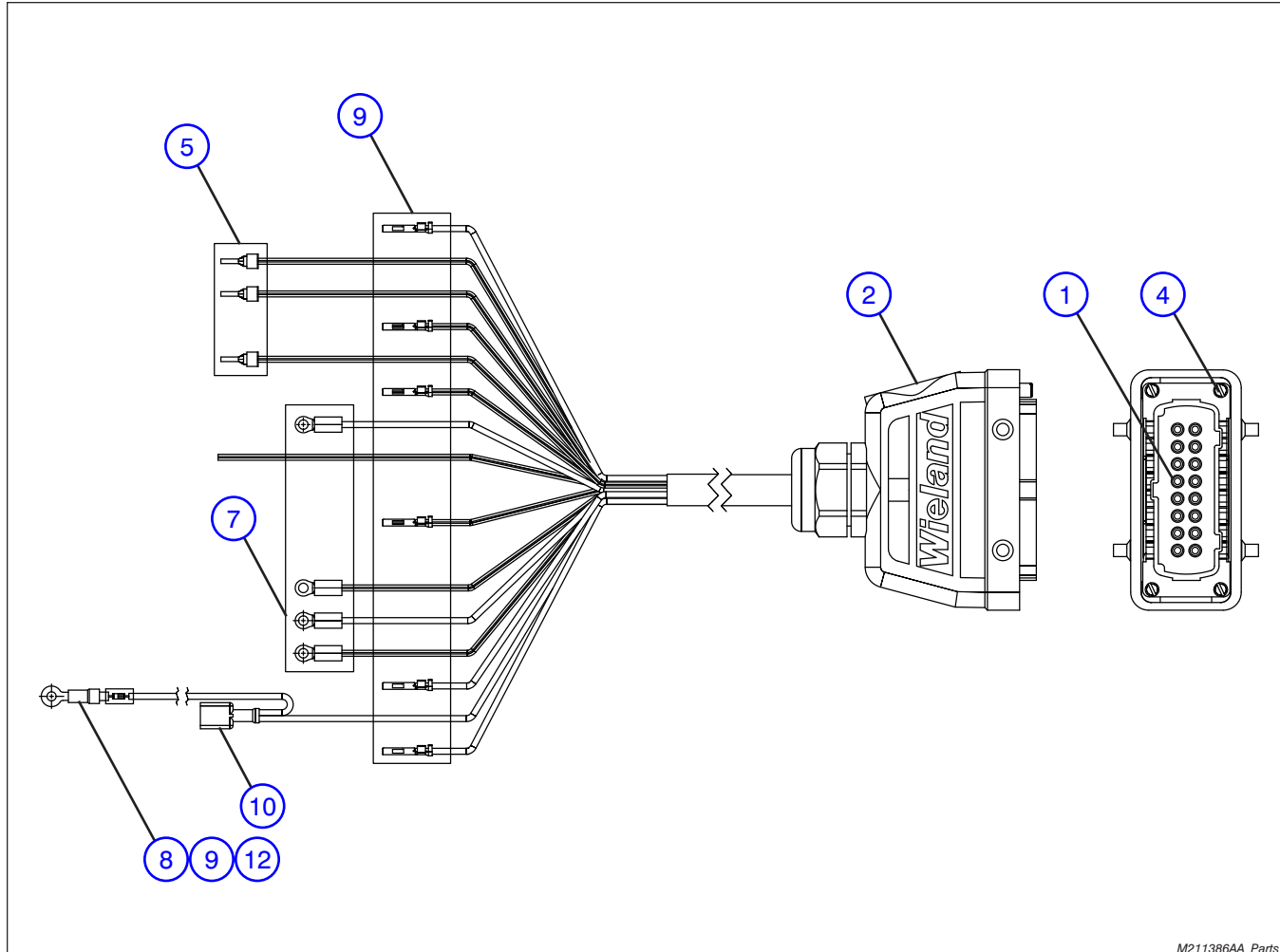
Ontario Hydro Cover with Gate

M136310AE

1.11 Platform AC Outlet Assembly

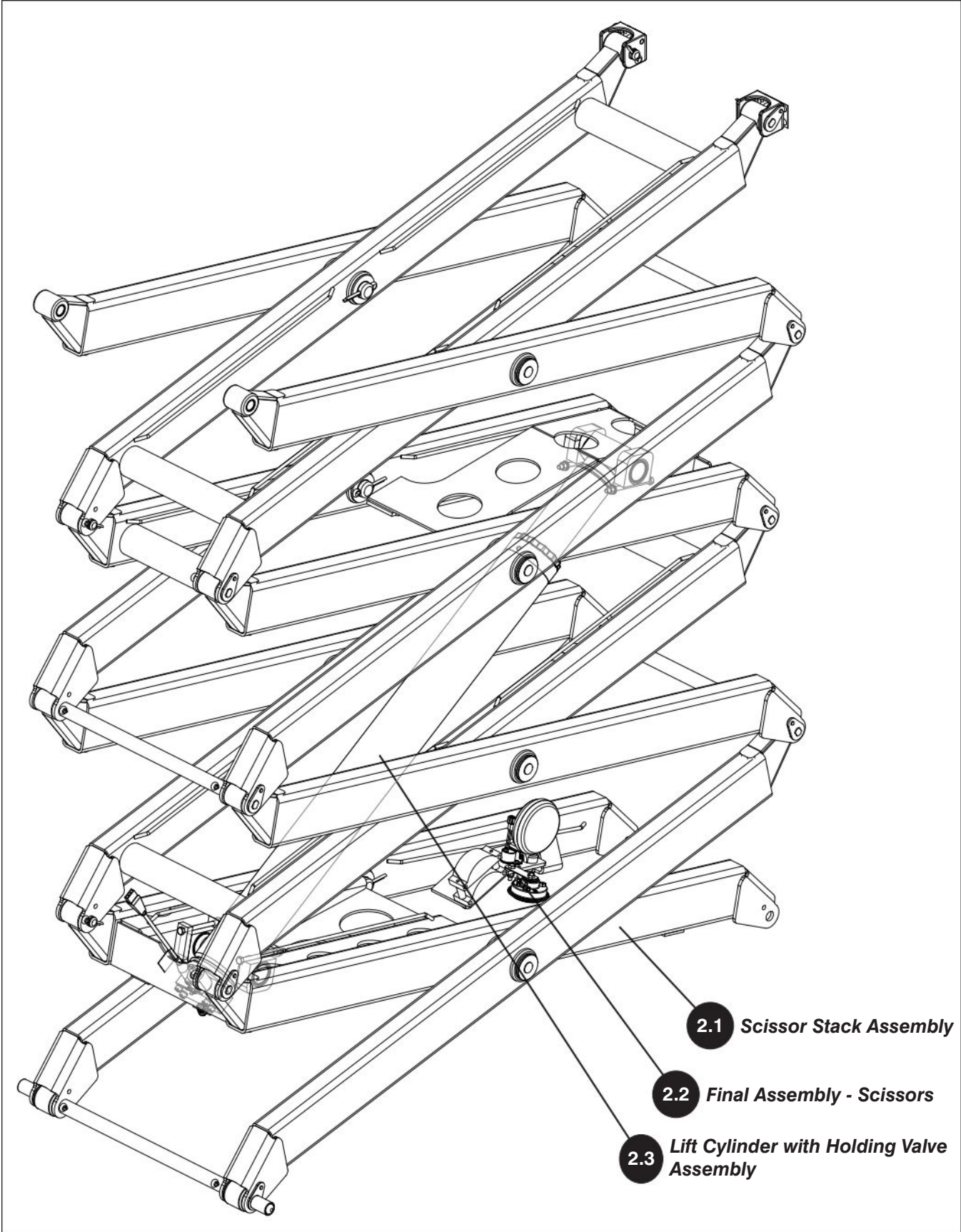
Index No.	Skyjack Part No.	Qty.	Description
-	136310	1	PLATFORM AC OUTLET, 110 VOLT
1	109699	1	<ul style="list-style-type: none"> • PLATE, RECEPTACLE
2	136328	1	<ul style="list-style-type: none"> • OUTLET BOX, W/ Fittings
3	109698	1	<ul style="list-style-type: none"> • RECEPTACLE, GFI
4	134140	2	<ul style="list-style-type: none"> • POP RIVET, Open End Dome Hd - 1/4"
5	103995	2	<ul style="list-style-type: none"> • WASHER, Flat - 1/4"
6	156637	1	ASSEMBLY, Ontario Hydro 110 Cover (With Gate)
	156636	1	<ul style="list-style-type: none"> • 110 COVER, Ontario Hydro (With Gate)
	139641	2	<ul style="list-style-type: none"> • POP RIVET, Open End Dome Hd - 1/4" x 0.615"
7	156635	1	ASSEMBLY, Ontario Hydro 110 Cover (Without Gate)
	156634	1	<ul style="list-style-type: none"> • 110 COVER, Ontario Hydro (Without Gate)
	134140	2	<ul style="list-style-type: none"> • POP RIVET, Open End Dome Hd - 1/4" x 0.74"

1.12 Platform Control Cable Assembly



M211386AA_Parts

Index No.	Skyjack Part No.	Qty.	Description
-	211386	1	PLATFORM CONTROL CABLE ASSEMBLY
1	103574	1	• INSERT, Male - 16 Pin
2	163173	1	• HOUSING, Top - Double Hinge
3	102887	73"	• CONTROL CABLE, 16/15
4	119727	2	• CODE PIN
5	121050	3	• CONNECTOR, Ferrule - 16GA
6	102955	4	• TERMINAL, Ring - #6 (14-16 AWG)
7	119749	1	• TERMINAL, Ring - #6 Red (22-16 AWG)
8	116990	6	• MATE-N-LOCK, Female Wire Pin
9	105568	1	• TERMINAL, Female - 10-12 AWG Yellow
10	119629	1	• REGISTER, 2700 Ohms - 1 Watt (Flameproof)

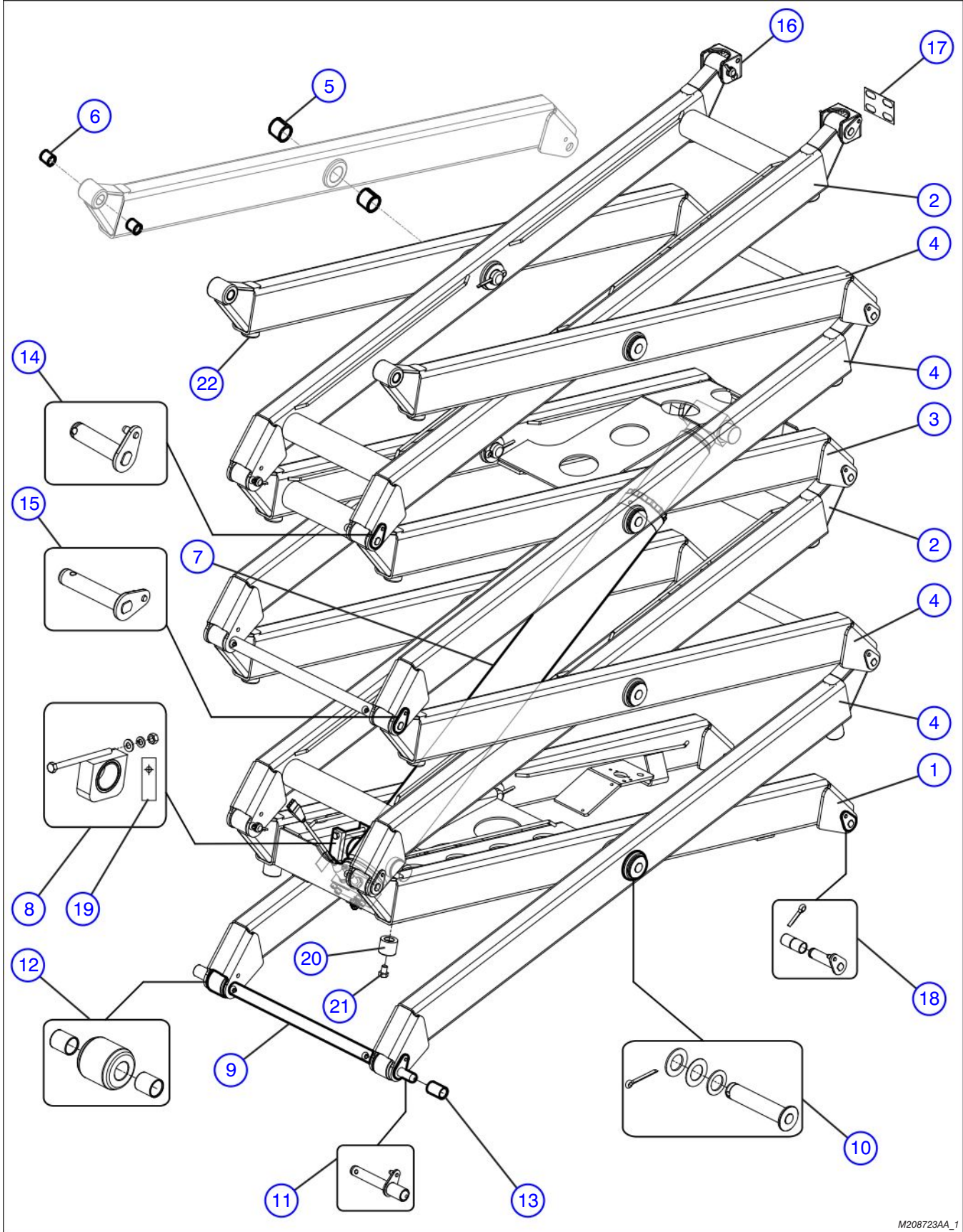


2.1 Scissor Stack Assembly

2.2 Final Assembly - Scissors

2.3 Lift Cylinder with Holding Valve Assembly

2.1 Scissor Stack Assembly

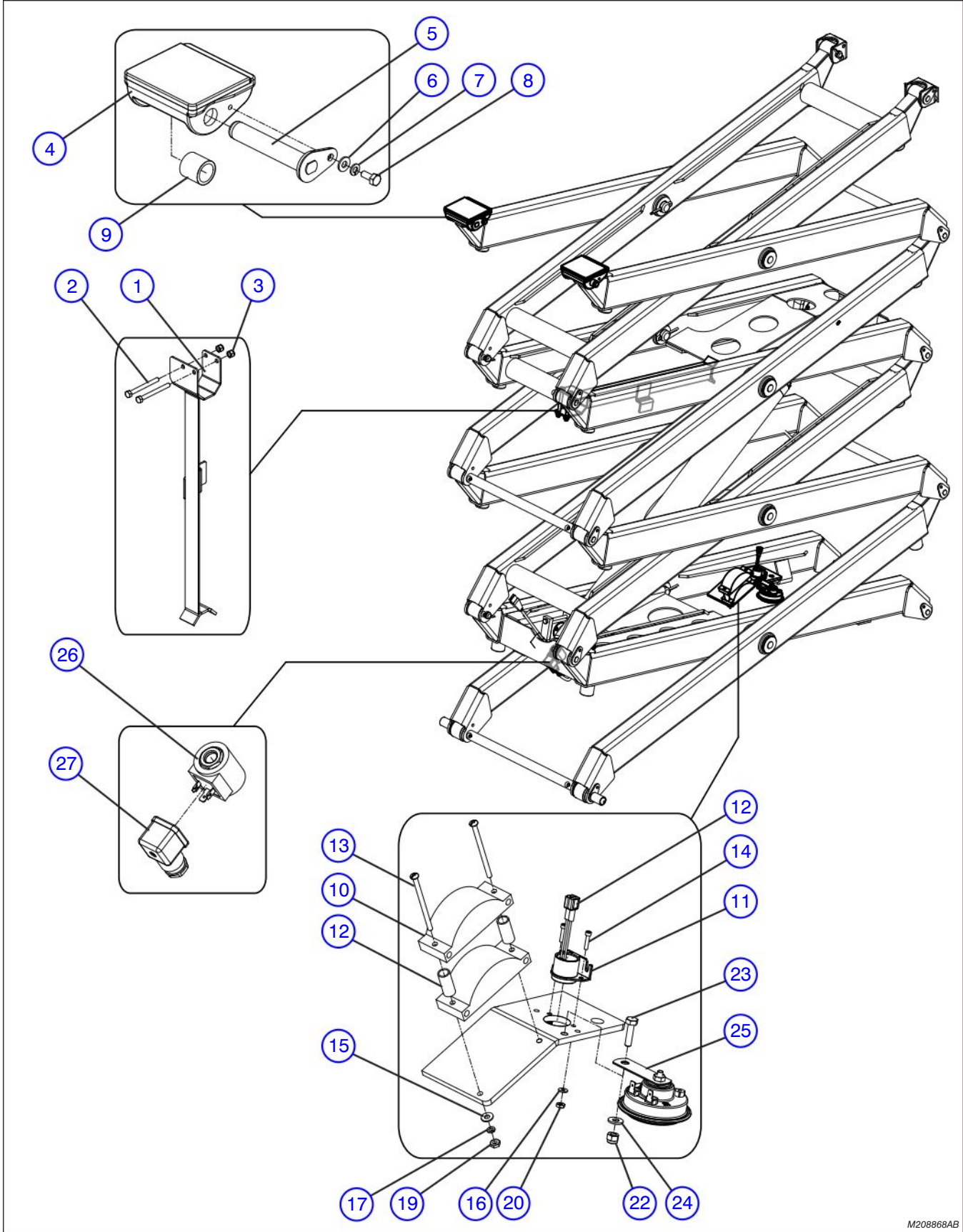


M208723AA_1

2.1 Scissor Stack Assembly

Index No.	Skyjack Part No.	Qty.	Description
-	208722	-	SCISSOR STACK ASSEMBLY
-	208723	1	• SCISSOR STACK
1	127556	1	• • SCISSOR LEVEL, Inside Cylinder Bottom
2	127557	2	• • SCISSOR LEVEL, Inside
3	127555	1	• • SCISSOR LEVEL, Inside Cylinder Top
4	127563	8	• • SCISSOR ARM, Outside
5	127562	2	• • • BUSHING, Fibreglide - 1-1/4" x 1-5/16"
6	100050	2	• • • BUSHING, Fibreglide - 3/4" x 1"
7	(Ref.)	-	• • LIFT CYLINDER ASSEMBLY (For components, refer to Section 2.3)
8	128119	4	• • BEARING ASSEMBLY, Lift Cylinder
	123808	1	• • • ASSEMBLY, Bushing Block
	103869	1	• • • BOLT, Hex Hd - 5/16"-18 X 4-1/2", Gr. 5
	103996	1	• • • WASHER, Flat - 5/16"
	103404	1	• • • WASHER, Lock - 5/16"
	100397	1	• • • NUT, Hex Hd - 5/16"-18 x Gr. 5
9	128141	4	• • TUBE ASSEMBLY, Spacer
	127561	1	• • • TUBE, Spacer - Outside Scissors
	121874	2	• • • COTTER PIN, 1/4" x 1-1/4"
10	127767	8	• • PIN ASSEMBLY, Center
	127706	1	• • • PIN, Center - Riveted
	101520	1	• • • WASHER, Flat - 1.28" x 2" x 0.12" Nylon
	134231	1	• • • WASHER, Nylon - 1.281" I.D.
	122502	1	• • • WASHER, Flat - 1-1/8"
	121875	1	• • • COTTER PIN, 5/16" DIA x 2"
11	127768	2	• • PIN WELD'T, Bottom Roller
12	162360	2	• • ROLLER ASSEMBLY, Scissor Arm
	100049	1	• • • ROLLER, Scissor Arm
	100050	2	• • • BUSHING, Fibreglide
13	158652	2	• • SPACER, Bottom Roller Pin
14	128140	8	• • PIN ASSEMBLY, Inside Scissors
	127763	1	• • • PIN, Inside Scissors
	121874	1	• • • COTTER PIN, 1/4" x 1-1/4"
15	127759	6	• • PIN ASSEMBLY, Outside Scissors
	122546	1	• • • PLATE, Scissor Pin
	122548	1	• • • PIN, Retainer
	127707	1	• • • PIN, Outside Scissors
16	128909	2	• • PLATFORM BRACKET, Casting
17	133169	1	• • SHIM, Platform Mount
18	127787	2	• PIN ASSEMBLY, Scissor to Base
	127763	1	• • PIN, Inside Scissors
	100050	2	• • BUSHING, Fibreglide
	103478	1	• • COTTER PIN, 1/4" x 1-1/4"
19	130337	1	• SHIM, Bearing Block - 16 GA (If Equipped)
	130387	1	• SHIM, Bearing Block - 18 GA (If Equipped)
	130388	1	• SHIM, Bearing Block - 22 GA (If Equipped)
20	127802	4	BUMPER, Rubber
21	123713	4	BOLT, Hex head (M12 x 1.25 x 16mm)
22	127774	12	BUMPER, Scissor Arm

2.2 Final Assembly - Scissors

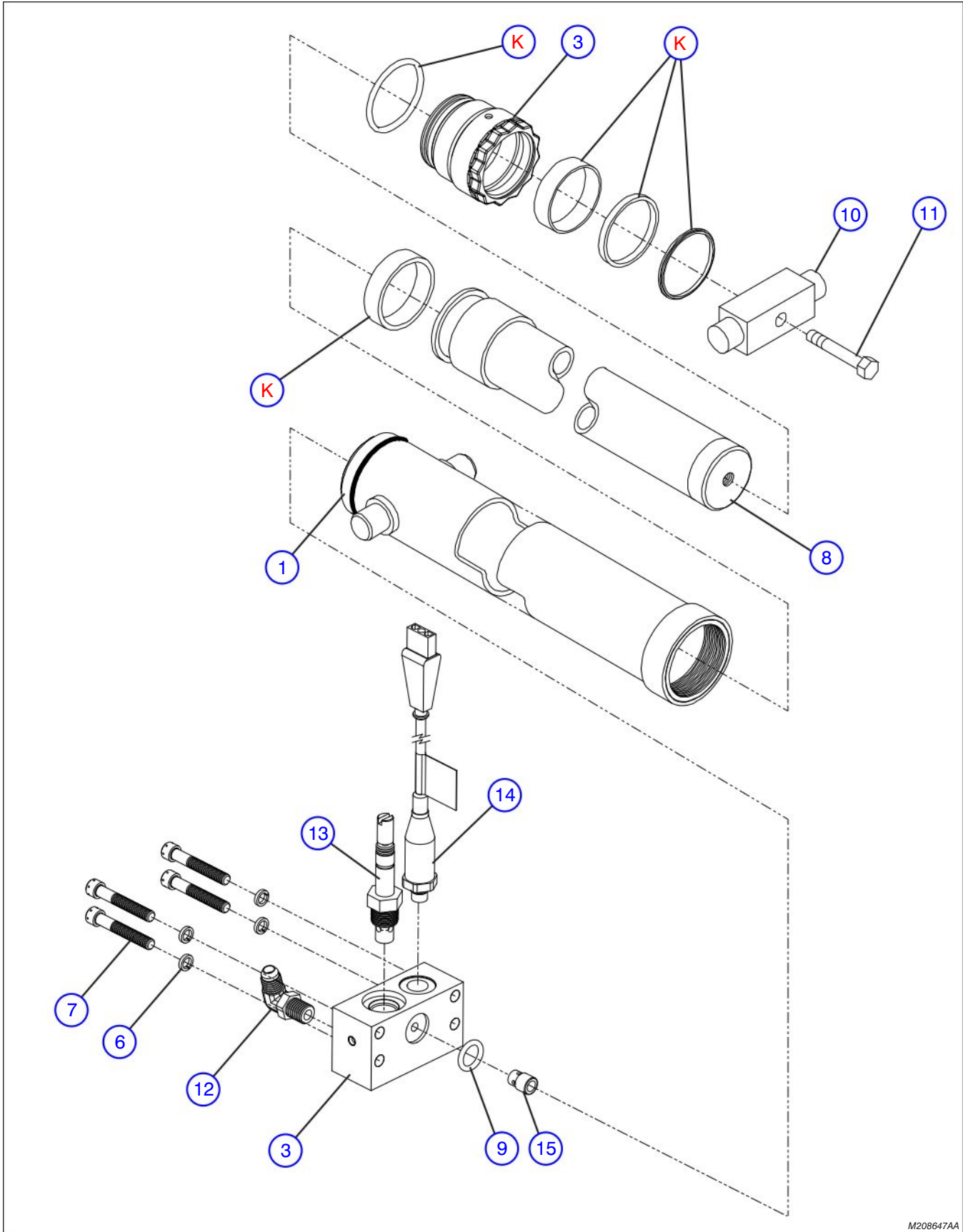


M208868AB

2.2 Final Assembly - Scissors

Index No.	Skyjack Part No.	Qty.	Description
-	127894	1	MAINTENANCE SUPPORT ASSEMBLY
1	127775	1	• WLEDMENT, Safety Bar
2	122006	2	• BOLT, Hex Hd - 5/16"-18 x 3-1/4", Gr. 5
3	103984	2	• NUT, Hex Nylon Lock - 5/16"-18, Gr. 5
-	127835	2	SLIDER ASSEMBLY, Scissors
4	194369	1	• SLIDER ASSEMBLY, Scissors
	120771	1	• • CASTING, Platform Slider
	120772	1	• • SLIDER PAD
5	127797	1	• PIN ASSEMBLY, Platform Slider
	124158	1	• • PLATE, Upper Slider Pin
	127798	1	• • PIN, Platform Slider
6	103995	1	• WASHER, Flat - 1/4"
7	103404	1	• WASHER, Lock - 5/16"
8	103892	1	• BOLT, Hex Hd - 1/4"-20 x 5/8", Gr. 5
9	127791	1	• SPACER, Slider Tube
-	208893	1	ANGLE TRANSDUCER ASSEMBLY
10	130440	2	• ANGLE TRANSDUCER
11	170620	1	• BEEPER, SP-1048
12	114594	2	• TERMINAL, Male 18-22 AWG
13	209975	2	• SCREW, Round Hd Machined - #10-32 x 3"
14	196439	2	• SCREW, SHC - #6-32 x 5/8"
15	104694	2	• WASHER, Flat - #10
16	191833	2	• WASHER, Flat - #6
17	104185	2	• WASHER, Lock - #10
18	106099	2	• WASHER, Lock - #6
19	104003	2	• NUT, Hex - #10-32
20	103985	2	• NUT, Hex - #6-32
21	133598	2	• SPACER, 3/8" x 1-1/8"
-	146648	1	HORN ASSEMBLY
22	115649	1	• NUT, Hex Nylon Lock - 1/4"-20, Gr. 5
23	103857	1	• BOLT, Hex Hd - 1/4"-20 x 1", Gr. 5
24	103995	1	• WASHER, Flat - 1/4"
25	146649	1	• HORN, 24V - Low Tone
26	134509	1	COIL, 24V - Lift Cylinder
27	134508	1	HARNESS, Holding Valve

2.3 Lift Cylinder with Holding Valve Assembly



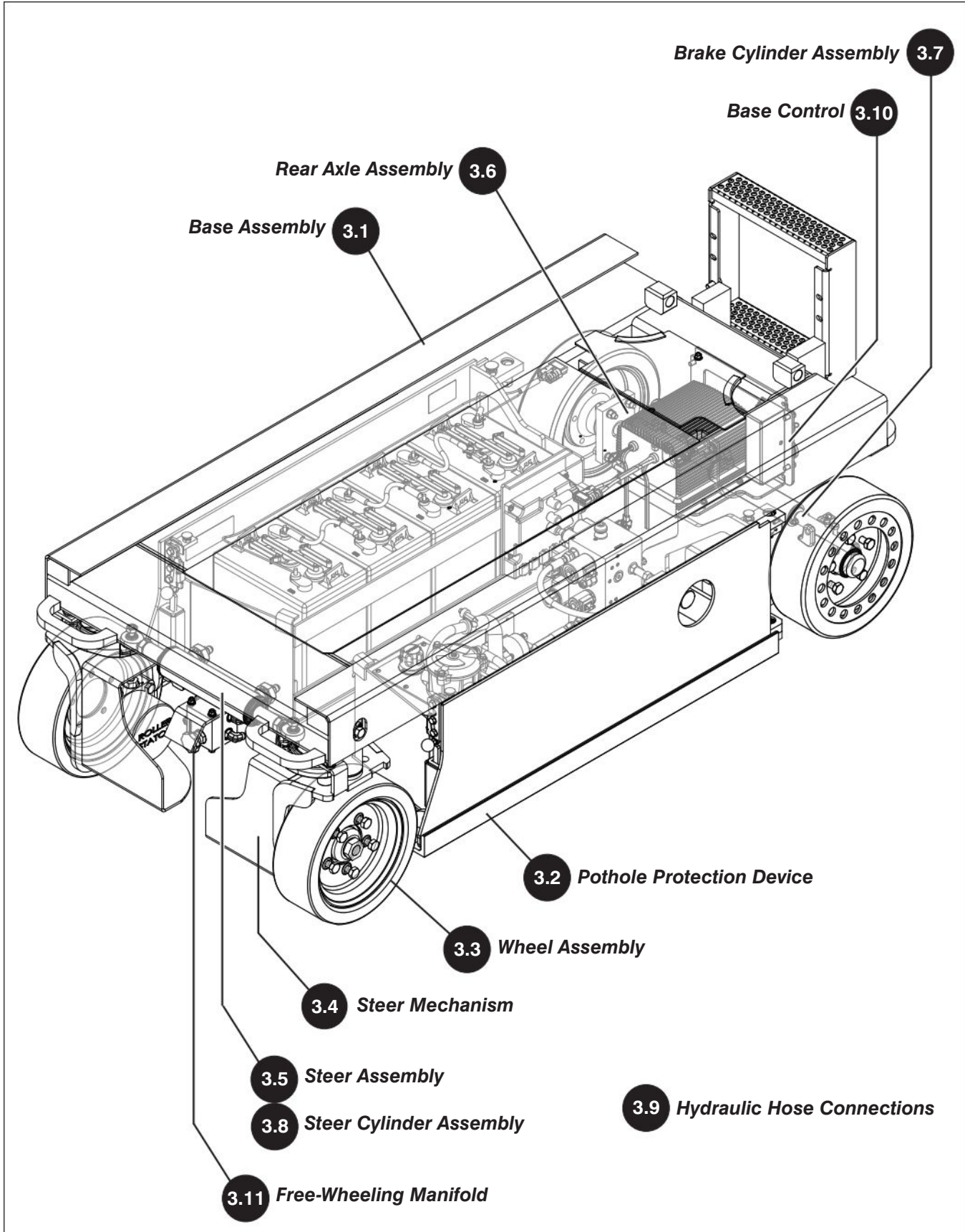
M208647AA

2.3 Lift Cylinder with Holding Valve Assembly

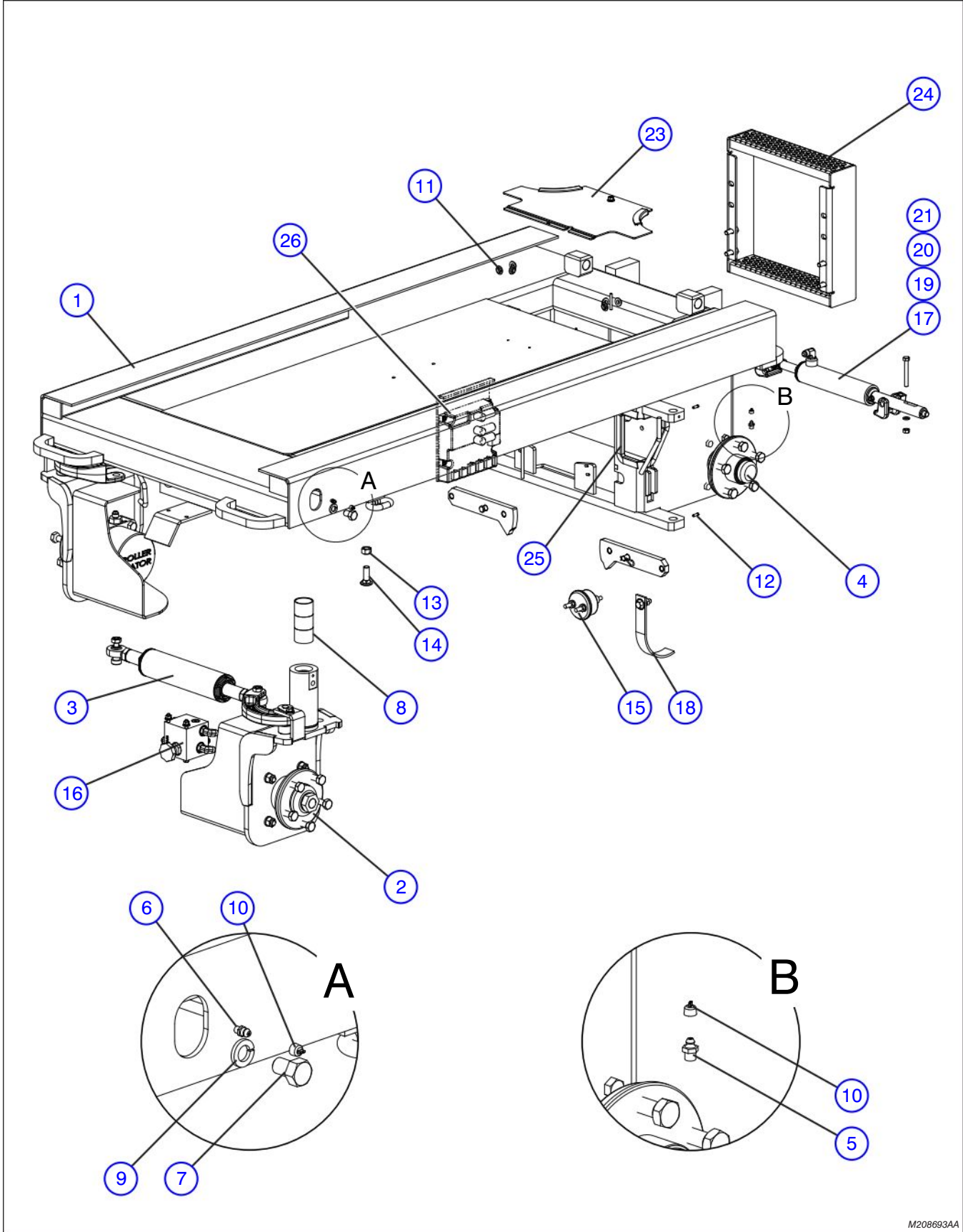
Index No.	Skyjack Part No.	Qty.	Description
-	130545	1	LIFT CYLINDER WITH TRANSDUCER
-	130709	1	• LIFT CYLINDER ASSEMBLY
1	110681	1	• • WELDMENT, Barrell
2	106209	1	• • GLAND, Lift Cylinder
3	130480	1	• • HOLDING VALVE BLOCK ASSEMBLY
	130481	1	• • • MANIFOLD BLOCK
	108052	2	• • • EXPANDER PLUG
6	104637	4	• • WASHER, Lock - 5/16"
7	103405	4	• • BOLT, SCHS - 5/16"-18 x 2" Gr. 8
8	114646	1	• • WELDMENT, Rod
9	103403	1	• • SEAL, O-Ring
10	105985	1	• • TRUNION, Upper Lift Cylinder
11	105686	1	• • BOLT, HHCS - 3/4"-16 x 3" Gr. 5 Zinc
-	130544	1	• HOLDING VALVE ASSEMBLY
12	114578	1	• • FITTING, 90° (06JICM - 06ORBM)
13	107269	1	• • VALVE, Solenoid Cartridge
14	134432	1	• • PRESSURE TRANSDUCER ASSEMBLY, 3000 PSI
	137669	1	• • • PRESSURE TRANSDUCER, 3000 PSI
	112377	1	• • • SET SCREW, Cup - #8-32 x 1/8"
	139267	1	• • • LABEL, Mylar Cable - 134432
15	105281	1	ORIFICE
K	105888	1	KIT, Seal Repair - Lift Cylinder

Notes

3.0 BASE RELATED PARTS



3.1 Base Assembly

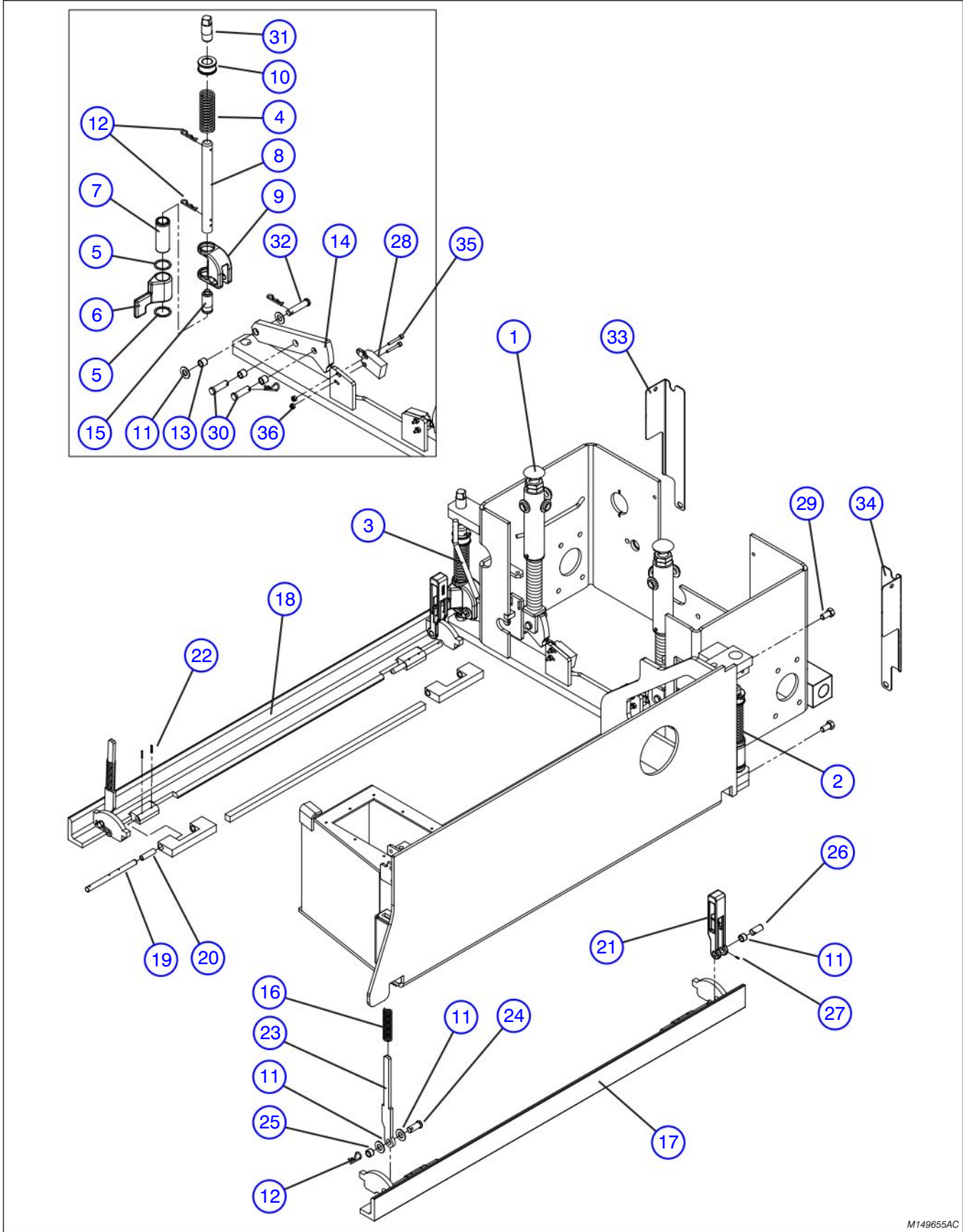


M208693AA

3.1 Base Assembly

Index No.	Skyjack Part No.	Qty.	Description
-	208693	-	BASE ASSEMBLY, SKYCODED
-	208692	-	• ASSEMBLY, Base
1	208698	1	• • WELDMENT, Base
2	(Ref.)	-	• • STEER MECHANISM (For components, refer to Section 3.4)
3	(Ref.)	-	• • STEER ASSEMBLY (For components, refer to Section 3.5)
4	(Ref.)	-	• • REAR AXLE ASSEMBLY (For components, refer to Section 3.6)
5	102027	2	• • GREASE FITTING, Straight 1/8" NPT
6	103513	2	• • GREASE FITTING, Straight 1/4-28" NPT
7	116997	2	• • BOLT, Hex Head 1/2"-13 x 0.750" Gr. 5
8	118341	6	• • BUSHING, Fiberglide 1-1/2" DIA x 1-1/4"
9	103470	2	• • WASHER, Lock 1/2"
10	132565	4	• • CAP, Gease GC5
11	103550	6	• BUSHING, Slide Bushing
12	141751	4	• SET SCREW, Square Head Cup Point 3/8"-16 x 3/4" Gr. 5
13	103471	2	• NUT, Hex 1/2"-13 Gr. 5
14	125798	2	• BOLT, Carriage 1/2"-13 x 1-1/2" Gr. 5
15	119725	1	• SWITCH, Main Lockout
	108714	1	• KIT, Battery Switch Lockout
16	(Ref.)	-	• FREE-WHEELING MANIFOLD ASSEMBLY (For components, refer to Section 3.11)
17	(Ref.)	-	• BRAKE CYLINDER ASSEMBLY (For components, refer to Section 3.7)
18	115005	1	• STATIC STRAP ASSEMBLY
	115420	1	• • STATIC STRAP
	101632	1	• • BOLT, Hex Head 3/8"-16 x 3/4" Gr. 5
	103999	1	• • WASHER, Lock 3/8" x 0.09"
	103978	1	• • NUT, Hex Head 3/8" -16 Gr. B
19	103404	2	• WASHER, Lock 5/16"
20	100397	2	• NUT, Hex 5/16"-18 Gr. 5
21	103884	2	• BOLT, Hex Head 5/16"-18 x 2-1/2" Gr. 5
22	149579	2	• ASSEMBLY, Pothole Lever Bar
23	128100	1	ACCESS PLATE ASSEMBLY
	195943	1	• PLATE, Access Cover
	103995	1	• WASHER, Flat 1/4"
	104000	1	• WASHER, Lock 1/4"
	103980	1	• NUT, Hex Head 1/4"-20, Gr. 5
	117398	7"	• TRIM, Protective
24	136979	1	LADDER ASSEMBLY
	130192	1	• LADDER WELD'T
	103472	4	• WASHER, Flat 3/8"
	103999	4	• WASHER, Lock 3/8"
	103473	4	• BOLT, Hex Head 3/8"-16 x 3/4", Gr. 5
25	110007	26.5"	CHANNEL, Black Edge
26	(Ref.)	-	SKYCODED CONTROL MODULE SUBGROUP (For components, refer to Section 6.1)

3.2 Pothole Protection Device

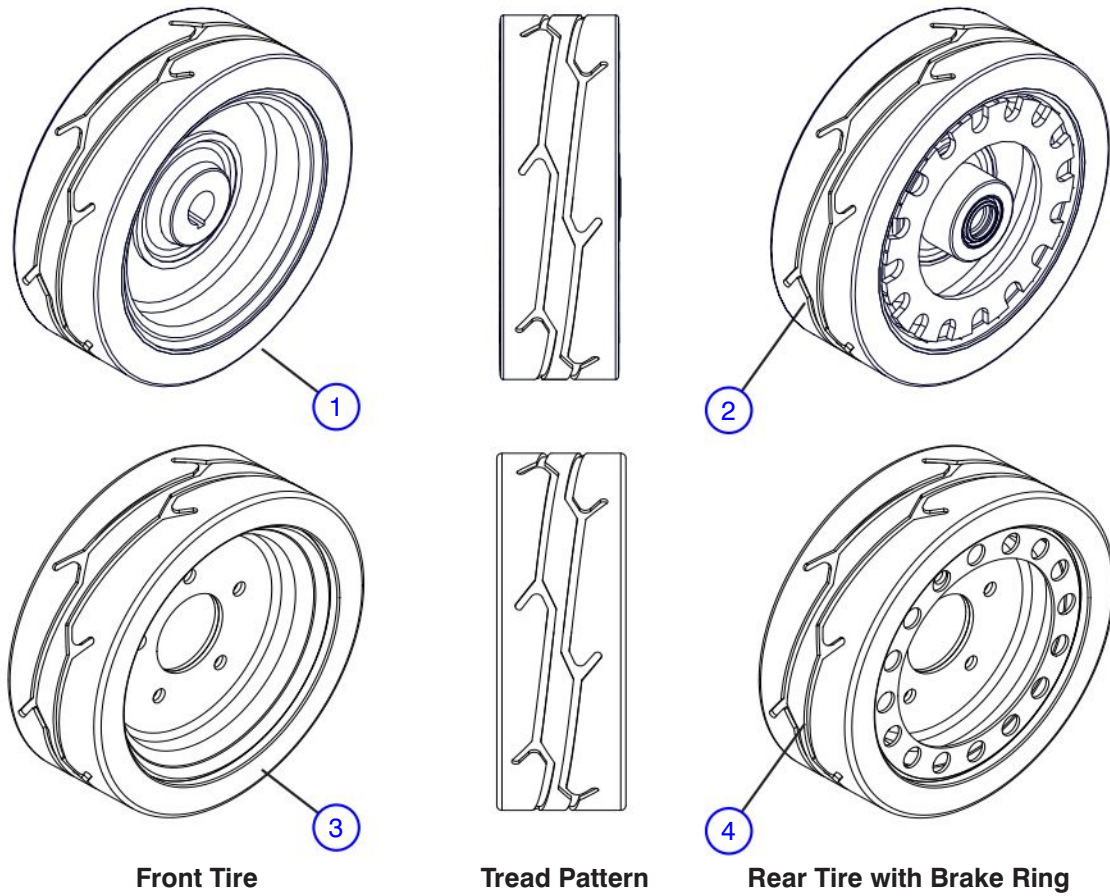


M149655AC

3.2 Pothole Protection Device

Index No.	Skyjack Part No.	Qty.	Description
1	136417	2	COMPRESSION ROD ASSEMBLY
2	310229	1	HYDRAULIC TRAY CAM LOCK ASSEMBLY
3	310230	1	BATTERY TRAY CAM LOCK ASSEMBLY
4	119314	2	• SPRING, Cam lock
5	119728	4	• WASHER, Driver
6	118720	1	• LOCK, Battery tray cam
	118721	1	• LOCK, Hydraulic tray cam
7	118778	2	• BUSHING, Cam lock
8	118730	2	• PIN, Lever bar guide
9	118718	2	• DRIVER, Lock
	119843	2	• PIN, Spring - 3/32" x 1.375"
10	118729	2	• LOCATOR, Pin
11	119313	8	WASHER, Flat - 7/16"
12	119325	10	PIN, Cotter
13	119312	6	BUSHING - 7/16" x 1/2"
14	147903	2	BAR, Lever
15	118983	2	PIN, Lower tray
16	119321	2	SPRING, Kicker
17	127571	1	WELDMENT, Hydraulic Tray Angle
18	127570	1	WELDMENT, Battery Tray Angle
19	119339	4	PIN, Angle
20	119316	16	BUSHING, Fibreglide
21	118818	2	LOCK, Tray Cam
22	119319	8	PIN, Spring - 3/32" x 5/8"
23	118982	2	PLATE, Kicker
24	118689	2	PIN, Pothole Kicker
25	119318	4	BUSHING - 7/16" x 3/8"
26	118690	2	PIN, Lock
27	119315	2	PIN, Spring - 3/32" x 7/8"
28	(Ref.)	-	POTHOLE LIMIT SWITCH ASSEMBLY (For components, refer to Section 6.1)
29	101632	4	BOLT, Hex Hd - 3/8"-16 x 3/4", Gr. 5
30	130209	4	PIN, Lever
31	100446	2	PIN, Eccentric
32	132530	2	PIN, Tray Spring Guide
33	130047	1	GUARD, Left Hand Pothole Protection
34	130049	1	GUARD, Right Hand Pothole Protection
35	149581	4	BOLT, SHCS - #8-32 x 1-1/4"
36	138765	4	NUT, Nylon Lock - #8-32

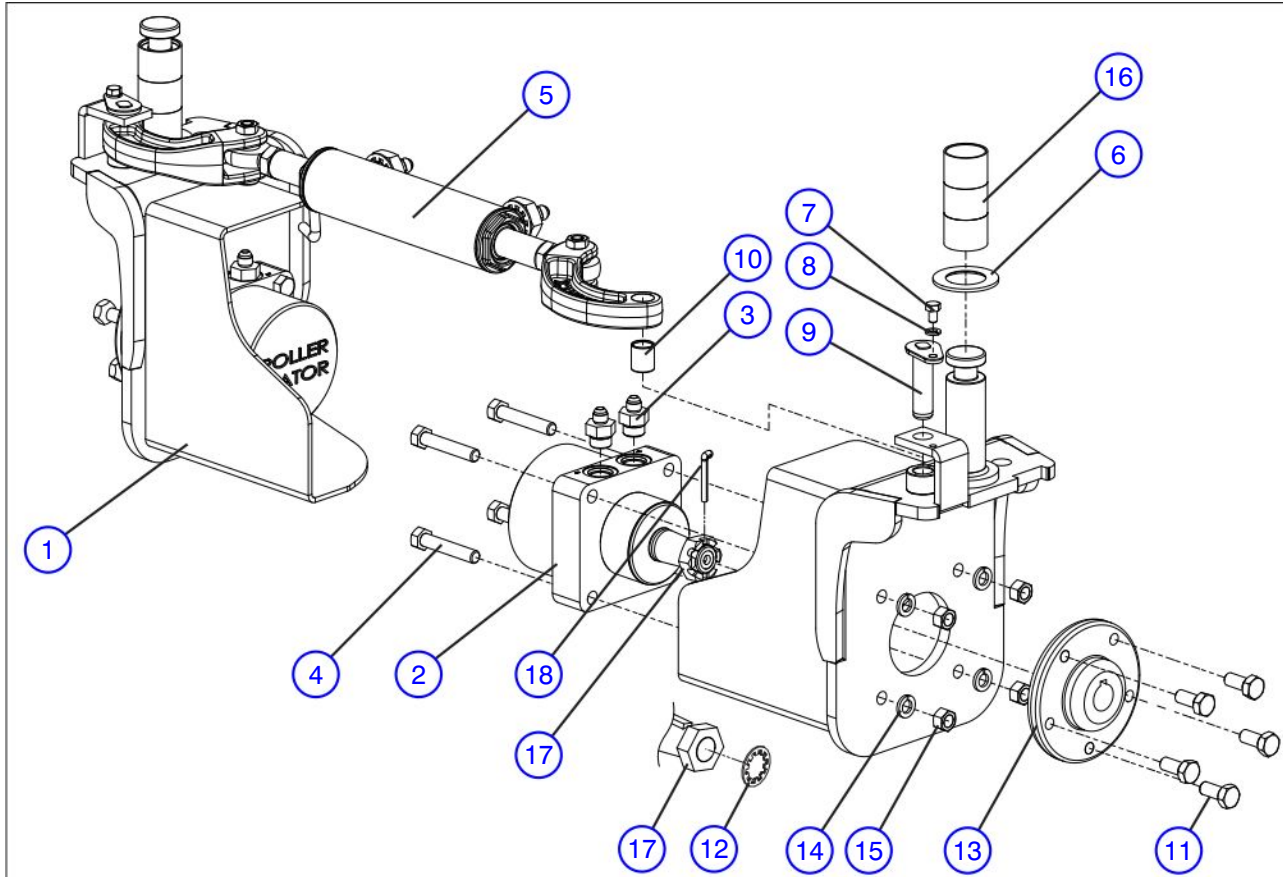
3.3 Wheel Assembly



M154838AA_M216462AA

Index No.	Skyjack Part No.	Qty.	Description
1	209400	2	INTEGRATED HUB, FRONT WHEELS - NON-MARKING (GRAY) (Available for all serial numbers)
2	209405	2	INTEGRATED HUB, REAR WHEELS - NON-MARKING (GRAY) (Available for all serial numbers)
-	167706	-	TIRE ASSEMBLY, GREY - CARLISLE
3	158436	2	• FRONT WHEEL/TIRE ASSEMBLY
4	158437	2	• REAR WHEEL/TIRE ASSEMBLY

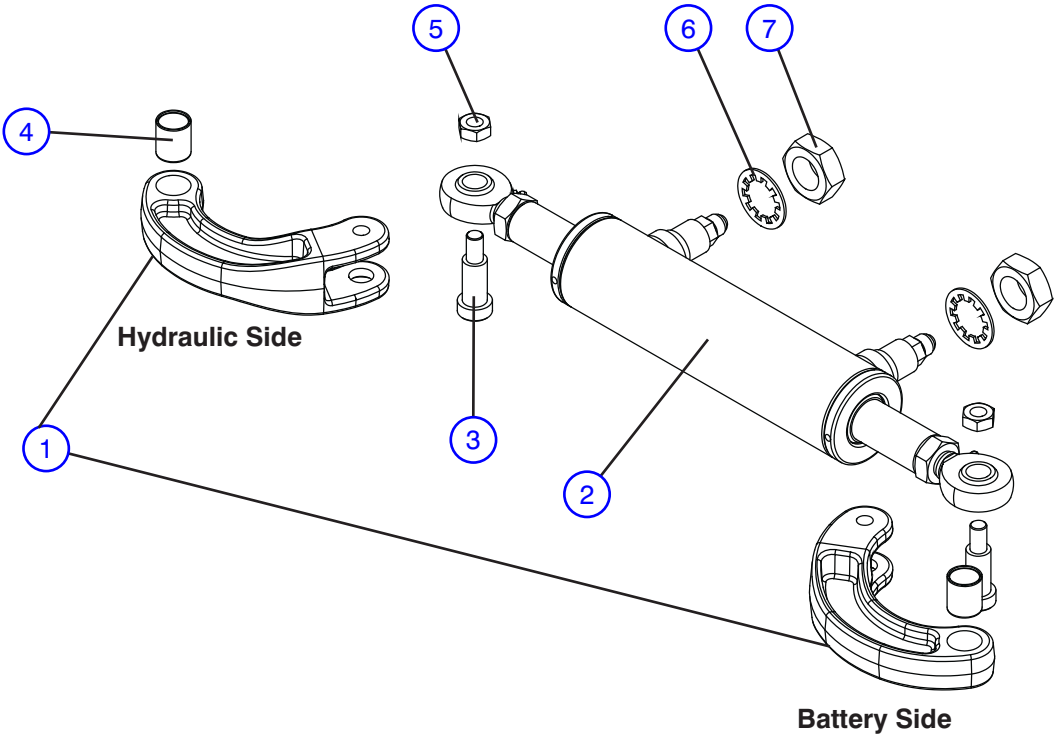
3.4 Steer Mechanism



M149785AB

Index No.	Skyjack Part No.	Qty.	Description
1	149784	1	HOUSING, Wheel Motor (Right Hand)
	149781	1	HOUSING, Wheel Motor (Left Hand)
2	139412	2	MOTOR, Hydraulic Drive
3	103307	4	FITTING, Straight (10 SAE - 6 JIC, O-ring)
4	108818	8	BOLT, Hex Head 1/2"-13 x 2-3/4", Gr. 5
5	(Ref.)	-	STEER CYLINDER ASSEMBLY (For components, refer to Section 3.8)
6	149782	2	WASHER, Bronze - King Pin 1-1/2"
7	103845	2	BOLT, Hex Head 5/16"-18 x 1/2", Gr. 5
8	103404	2	WASHER, Lock 5/16"
9	127913	2	PIN, Weldment Steering
10	100050	2	BUSHING, Fiberglide
11	103199	10	BOLT, Wheel
12	103789	2	WASHER, Tooth-Lock 1" (Used on machines without the integrated hub wheel assemblies)
13	107912	2	HUB, Drive Wheel (Used on machines without the integrated hub wheel assemblies)
14	103470	8	WASHER, Lock 1/2"
15	103471	8	NUT, Hex Head 1/2"-13, Gr. 5
16	118341	6	BUSHING, Fiberglide 1-1/2" DIA x 1-1/4"
17	106451	2	NUT, Wheel - 1"-20
	224557	2	NUT, Castle - 1"-20
18	103974	2	PIN, Cotter - 1/8" DIA x 1-1/2"
K	151099	1	KIT, Repair Seal (Not Shown)

3.5 Steer Assembly

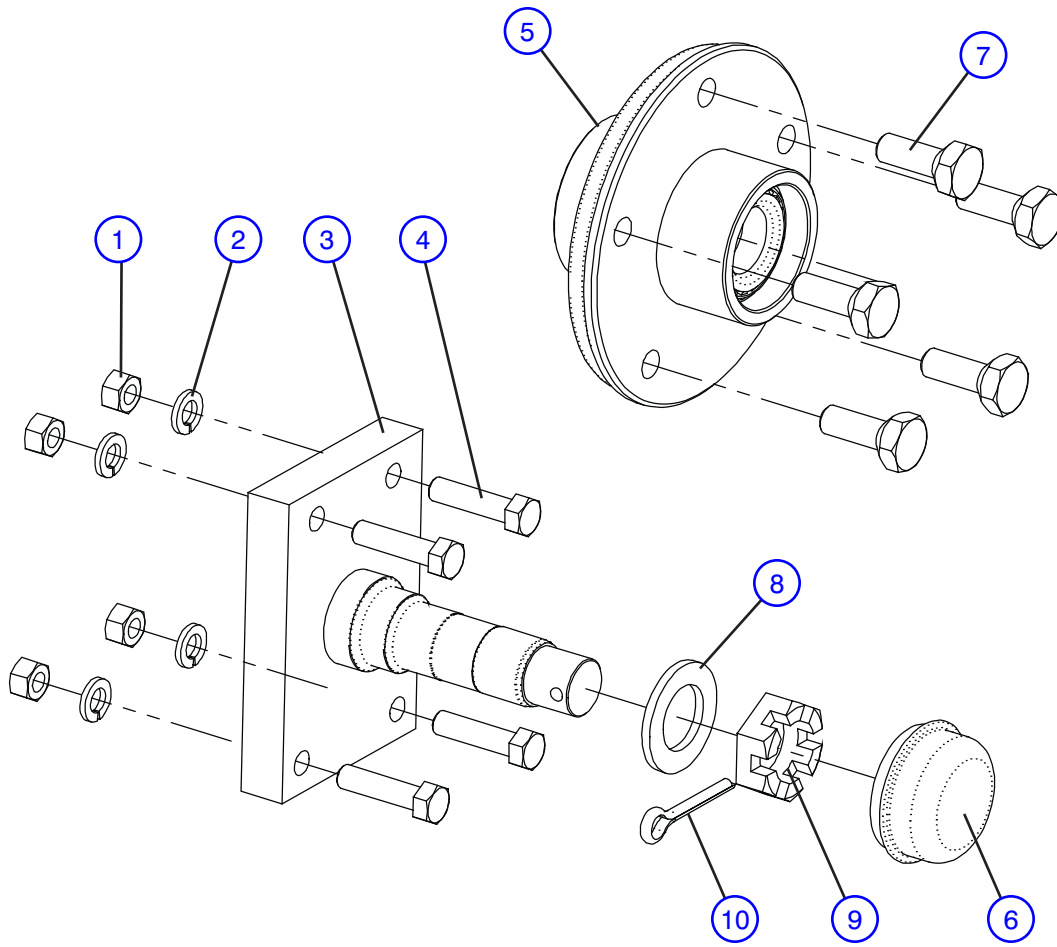


M139673AA_1

3.5 Steer Assembly

Index No.	Skyjack Part No.	Qty.	Description
1	240001	1	KIT, Service - Steering arm
	NSS	1	• STEERING, Arm (Hydraulic Side)
	NSS	1	• STEERING, Arm (Battery Side)
2	(Ref.)	-	STEER CYLINDER ASSEMBLY (For components, refer to Section 3.8)
3	107951	2	SCREW, Hex socket shoulder (5/8" x 1.25")
4	100050	2	BUSHING, Fibreglide
5	107949	2	NUT, Hex head jam (1/2"-13, Gr. 5)
6	103789	2	WASHER, Internal tooth lock
7	107947	2	NUT, Hex head jam (1"-14, Gr. 5)

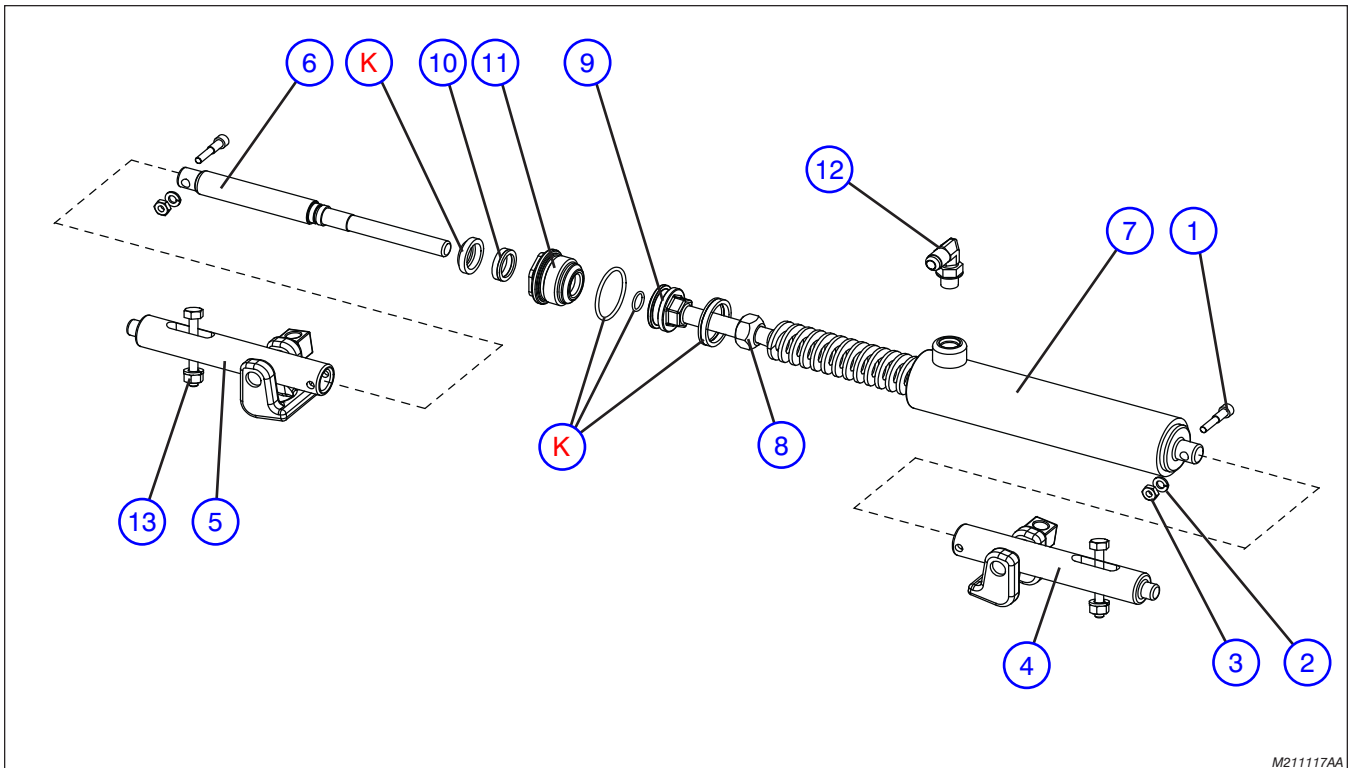
3.6 Rear Axle Assembly



M10568AC

Index No.	Skyjack Part No.	Qty.	Description
A	216466	-	REAR AXLE ASSEMBLY (Used on machines with the integrated hub wheel assemblies)
B	128215	-	REAR AXLE ASSEMBLY (Used on machines with the integrated hub wheel assemblies)
1	103978	4	• NUT, Hex head (3/8"-16, Gr. 5)
2	103999	4	• WASHER, Lock (3/8")
3	128218	1	• WELDMENT, Rear axle
4	103871	4	• BOLT, Hex head (3/8"-16 x 1.75", Gr. 5)
5	108101	1	• HUB ASSEMBLY, B
6	102865	1	• • CAP, Dust
7	103199	5	• BOLT, Wheel (1/2"-20 x 1.5625"), B
8	221083	1	• WASHER, Flat (1.074" ID x 1.762" OD x 0.150") - Hard
9	102749	1	• NUT, Castle
10	103085	1	• PIN, Cotter (3/16" x 1.5")

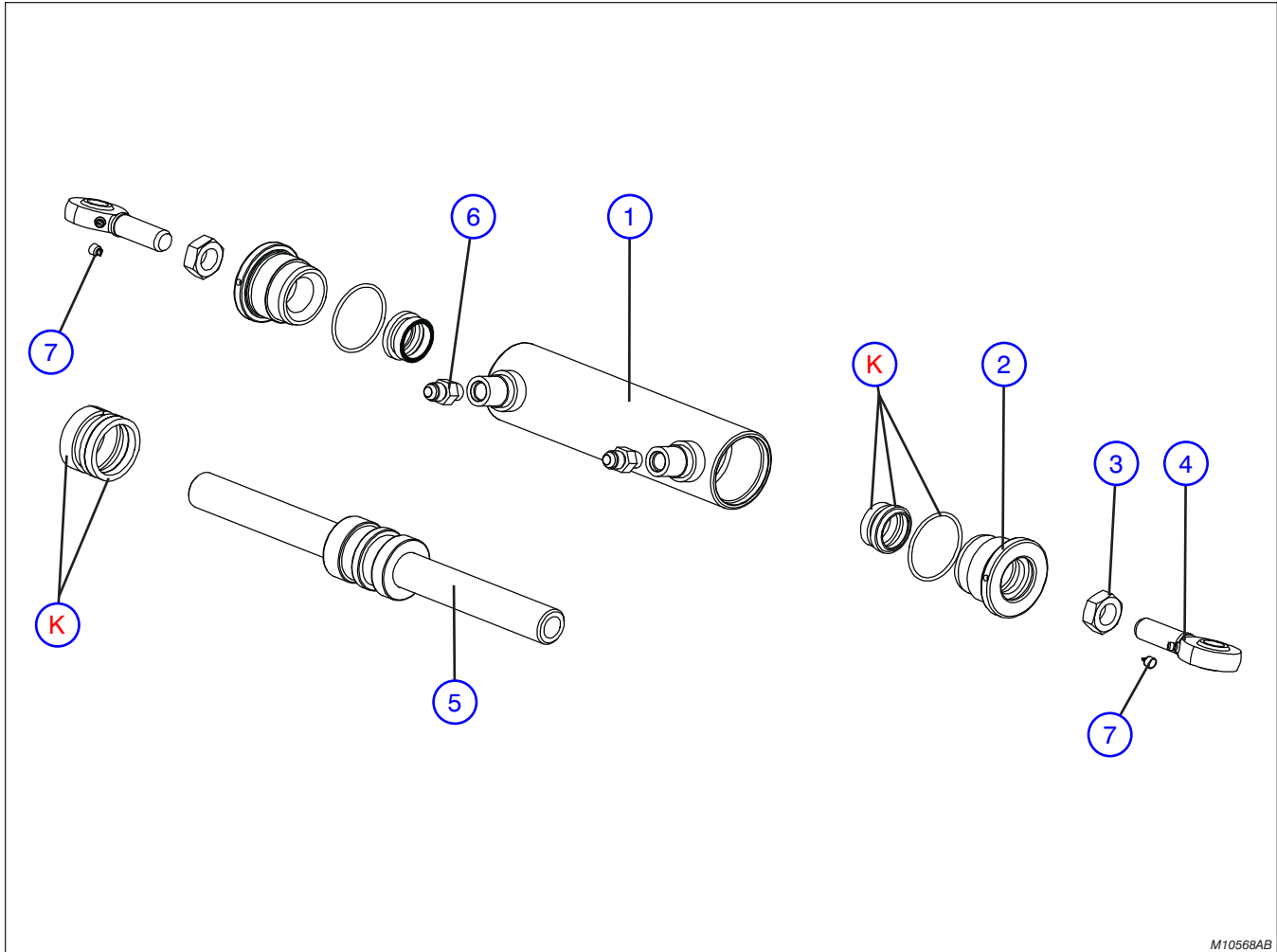
3.7 Brake Cylinder Assembly



M211117AA

Index No.	Skyjack Part No.	Qty.	Description
-	211117	-	BRAKE CYLINDER ASSEMBLY
1	159801	2	• SCREW, Socket head cap (zinc, 1/4"-20 x 1.25")
2	104000	2	• WASHER, Lock (1/4")
3	103983	2	• NUT, Hex head jam (1/4"-20, Gr. 5)
4	128187	1	• BRAKE PIN ASSEMBLY (Left hand)
5	128186	1	• BRAKE PIN ASSEMBLY (Right hand)
-	210531	1	• CYLINDER, Brake
6	204003	1	• • ROD, Brake
7	127668	1	• • WELDMENT, Barrel
8	128158	1	• • SPRING, Brake cylinder
9	204001	1	• • PISTON
10	103826	1	• • SEAL
11	120148	1	• • GLAND
12	114578	1	• • FITTING, 90° (06JICM - 06ORBM)
13	103884	2	BOLT, Hex head (5/16"-18 x 2.5", Gr. 5)
	103404	2	WASHER, Lock (5/16")
	100397	2	NUT, Hex head (5/16"-18, Gr. 5)
K	127153	1	KIT, Repair seal

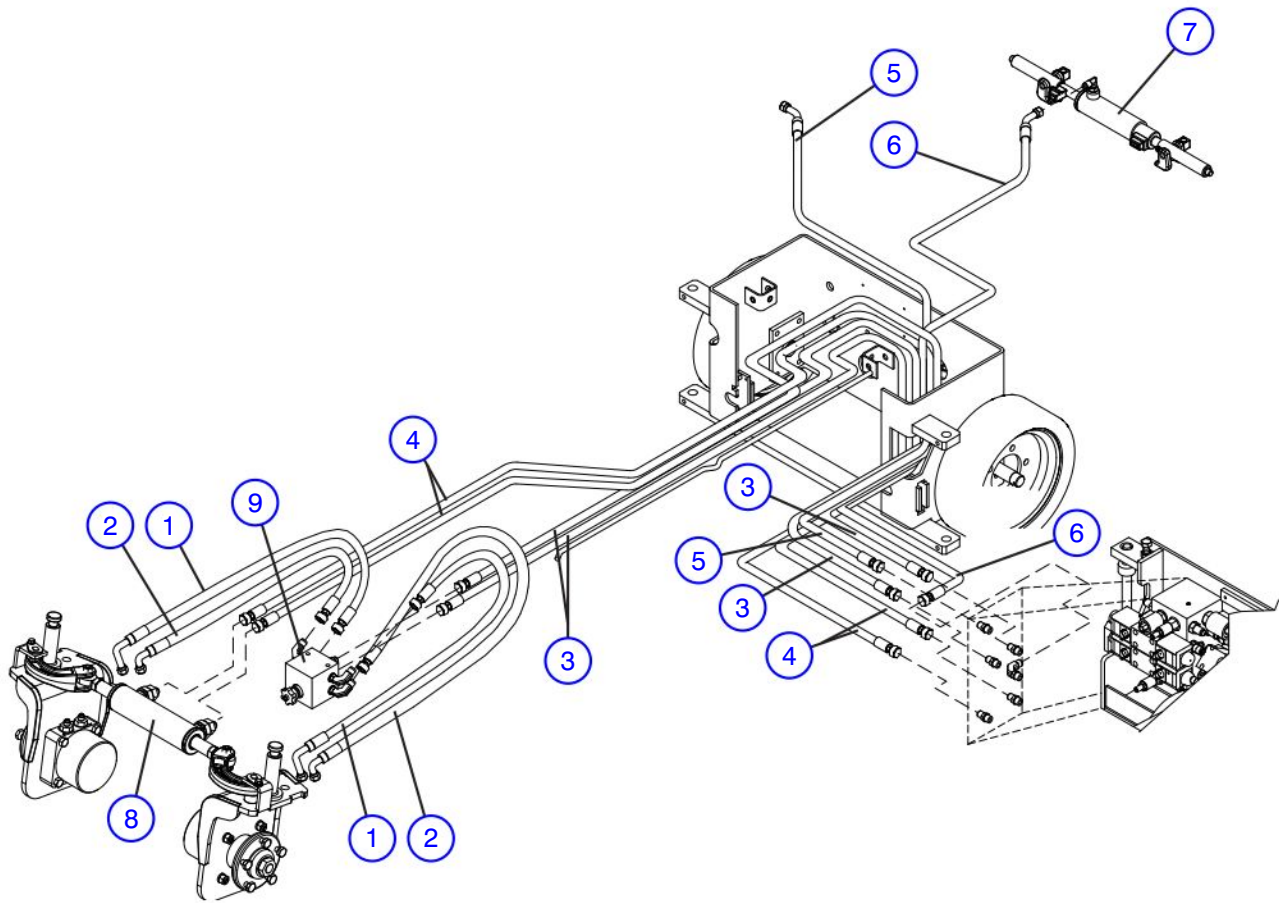
3.8 Steer Cylinder Assembly



M10568AB

Index No.	Skyjack Part No.	Qty.	Description
-	121087	-	STEER CYLINDER ASSEMBLY
1	121089	1	• BARREL, Steer cylinder
2	167695	2	• GLAND
3	106450	2	• NUT, Hex head jam (3/4"-16, Gr. 5)
4	107143	2	• ROD, End
5	107939	1	• WELDMENT, Rod
6	310056	2	• FITTING, Straight (with orifice)
	108002	2	• • ORIFICE (0.04" diameter)
7	132565	2	• CAP, Grease fitting
K	121090	1	KIT, Repair seal

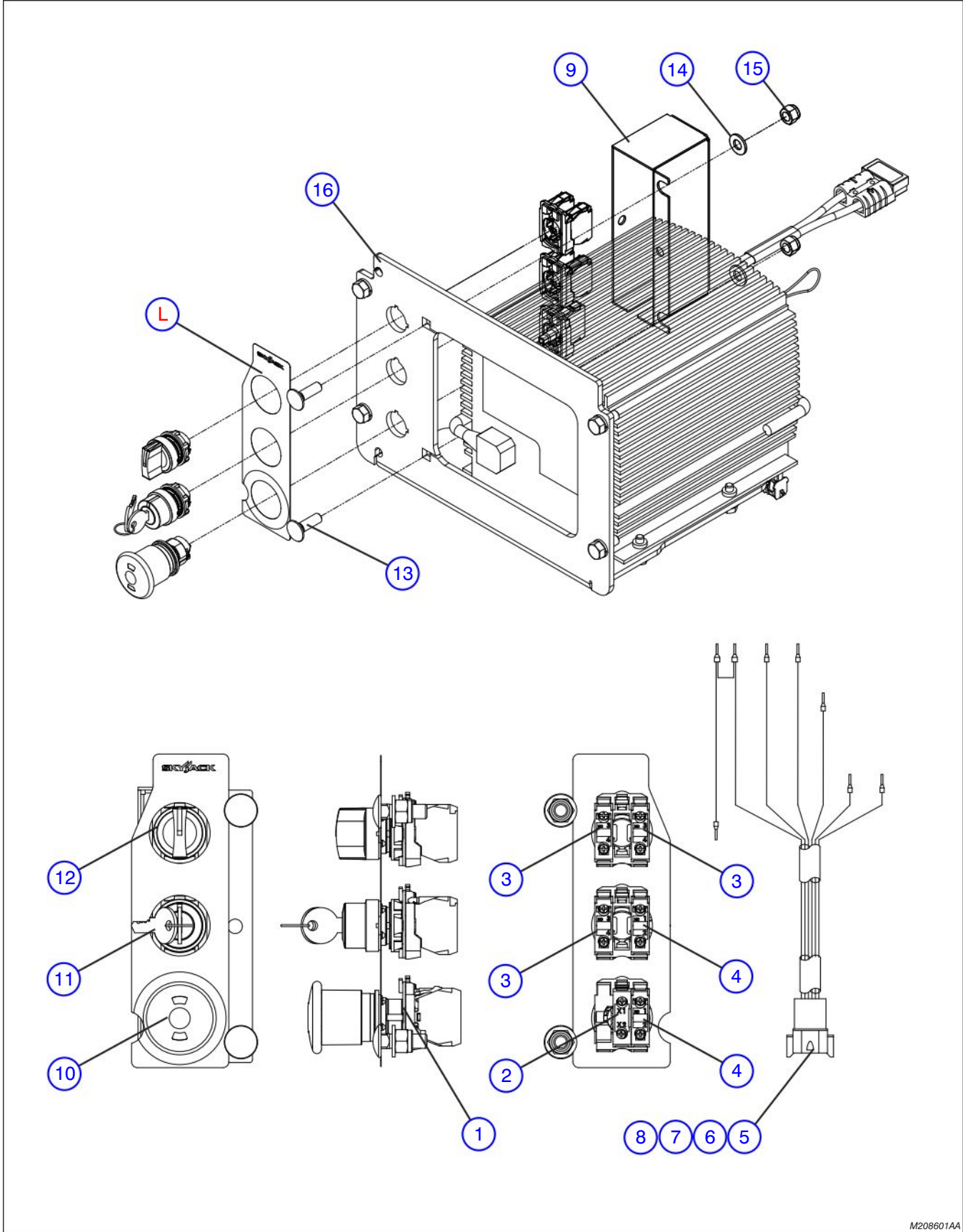
3.9 Hydraulic Hose Connections - Drive/Steer



M138017AA_1

Index No.	Skyjack Part No.	Qty.	Description
-	138017	1	HYDRAULIC HOSE CONNECTIONS, DRIVE & STEER
1	138003	2	HOSE, Hydraulic (3/8" x 21.25")
2	137974	2	HOSE, Hydraulic (3/8" x 19.75")
3	129492	2	HOSE, Drive (3/8" x 82")
4	110697	2	HOSE, Steering (1/4" x 82")
5	130551	1	HOSE, Lift Cylinder
6	102541	1	HOSE, Brake Cylinder (1/4" x 33")
7	(Ref.)	-	BRAKE CYLINDER ASSEMBLY (For components, refer to Section 3.7)
8	(Ref.)	-	STEER CYLINDER ASSEMBLY (For components, refer to Section 3.8)
9	(Ref.)	-	STEER MANIFOLD ASSEMBLY (For components, refer to Section 3.11)

3.10 Base Control Console Hardware

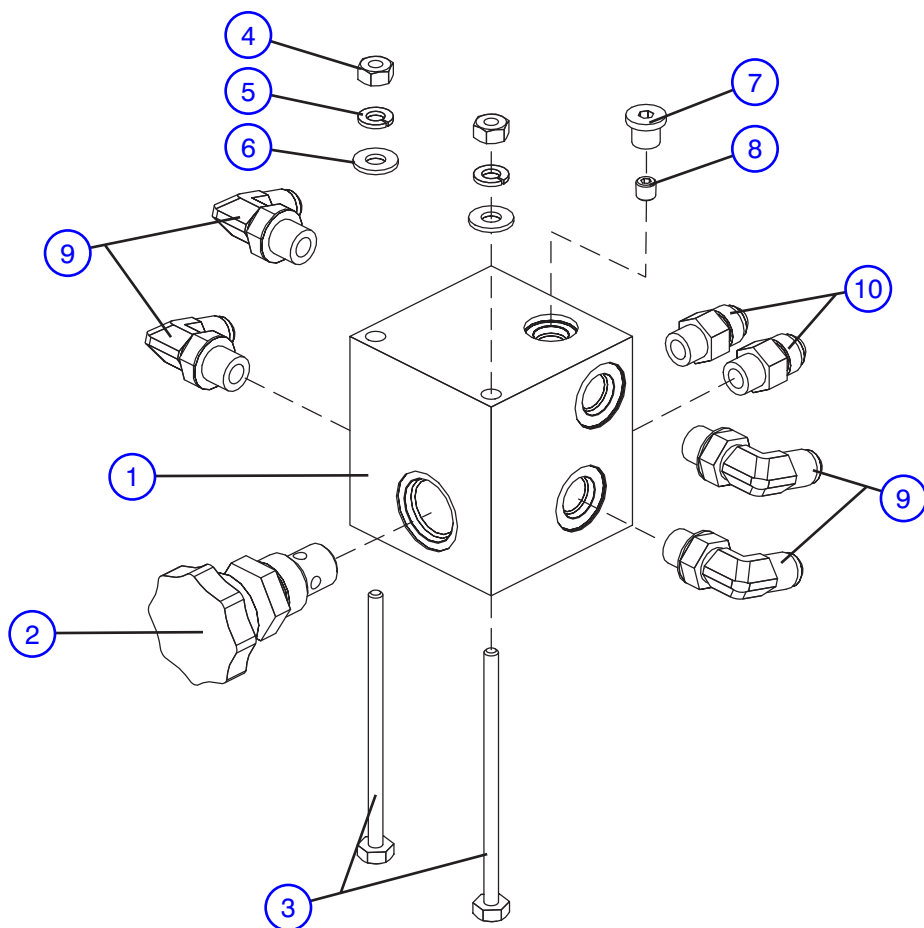


M208601AA

3.10 Base Control Console Hardware

Index No.	Skyjack Part No.	Qty.	Description
-	208601	1	BASE CONTROL - STANDARD
-	208702	1	• HARNESS, Base Controls
1	147056	3	• • LATCH
2	147061	1	• • LED BLOCK, 24V - Red
3	147054	3	• • BLOCK, Contact (N.O.)
4	147053	2	• • BLOCK, Contact (N.C.)
5	117582	1	• • CONNECTOR, Receptacle - 8 Pin
6	117584	1	• • CONNECTOR, Receptacle - 8 Pin Wedge
7	117590	6	• • CONNECTOR, Contact Pin - 16-18
8	117594	2	• • SEALING PLUG, Connector
9	195650	1	• COVER, Base Controls
10	147051	1	• SWITCH HEAD, Emergency Stop
11	149536	1	• SWITCH HEAD, Selector Key - Off/Platform/Base
12	147069	1	• SWITCH HEAD, Selector - Lower/Raise
L	(Ref.)		• LABEL (For components, refer to Section 8.1)
13	133216	2	• BOLT, Carriage - 5/16"-18 x 1", Gr. 5
14	103996	2	• WASHER, Flat - 5/16"
15	103984	2	• NUT, Nylon Lock - 5/16"-18 Gr. 5
16	(Ref.)		CHARGER TRAY ASSEMBLY (For components, refer to Section 5.3)

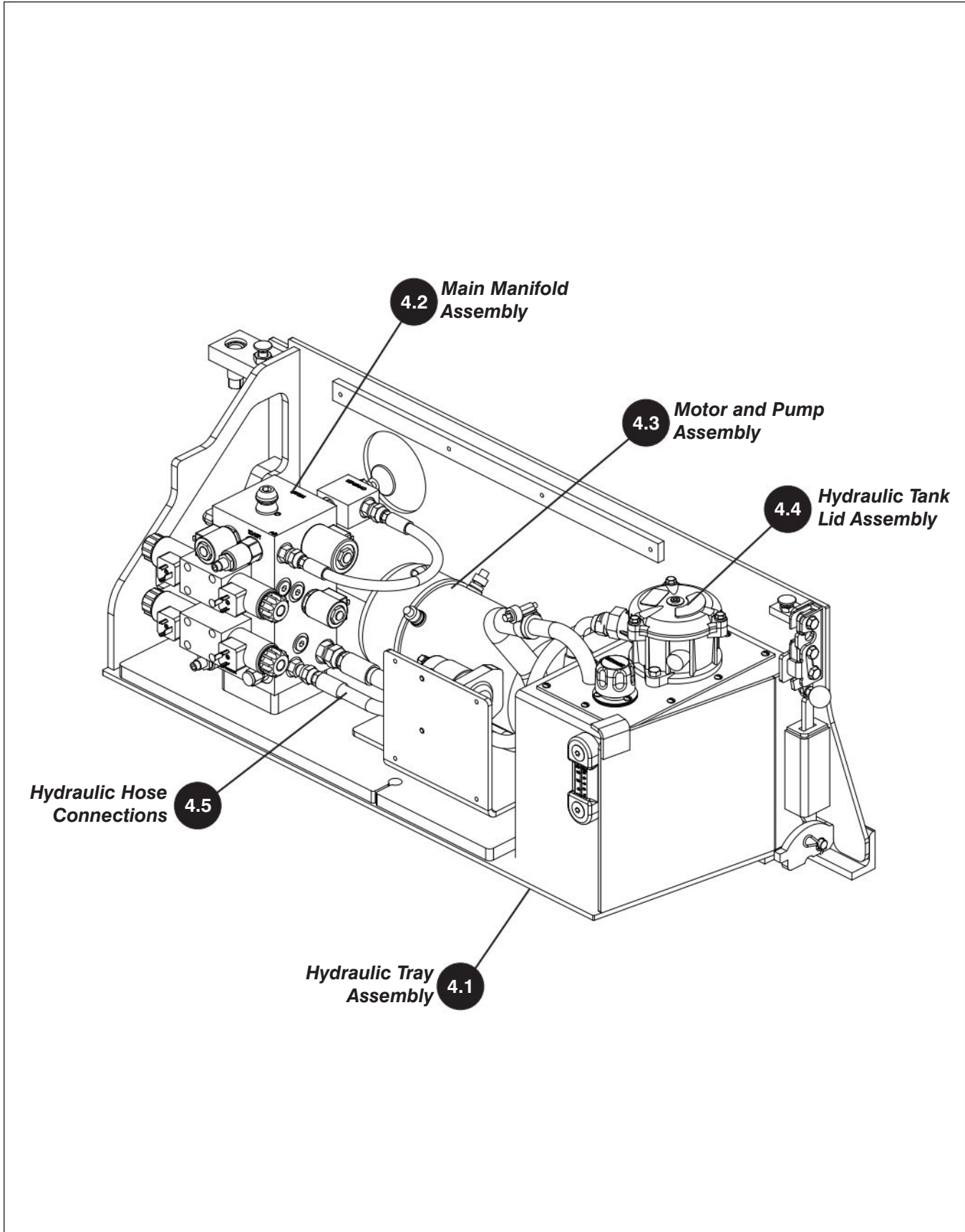
3.11 Free-Wheeling Manifold Assembly



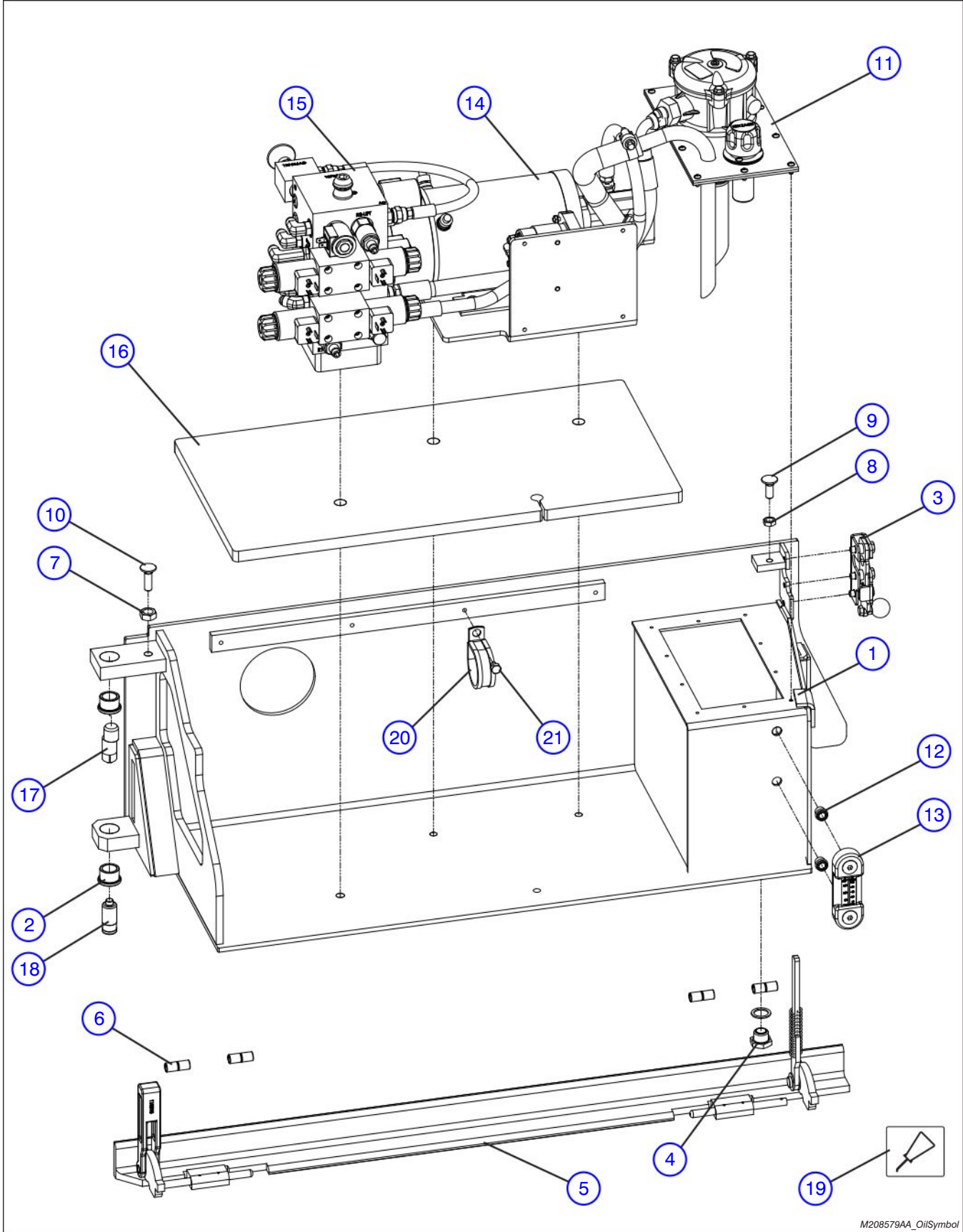
M138021AC

Index No.	Skyjack Part No.	Qty.	Description
-	138021	1	FREE-WHEELING MANIFOLD ASSEMBLY
1	139307	1	• MANIFOLD BLOCK, Steer
2	103136	1	• VALVE, Manual needle
3	120738	2	• BOLT, Hex head (1/4"-20 x 4", Grade 5)
4	103980	2	• NUT, Hex head (1/4"-20, Grade 5)
5	104000	2	• WASHER, Lock (1/4")
6	103995	2	• WASHER, Flat (1/4")
7	108507	1	• FITTING, Plug (04 ORBM)
8	147656	1	• ORIFICE (0.024)
9	114578	4	• FITTING, Elbow (06 JICM - 06 ORBM)
10	103069	2	• FITTING, Straight (06 JICM - 06 ORBM)

4.0 HYDRAULIC TRAY RELATED PARTS



4.1 Hydraulic Tray Assembly

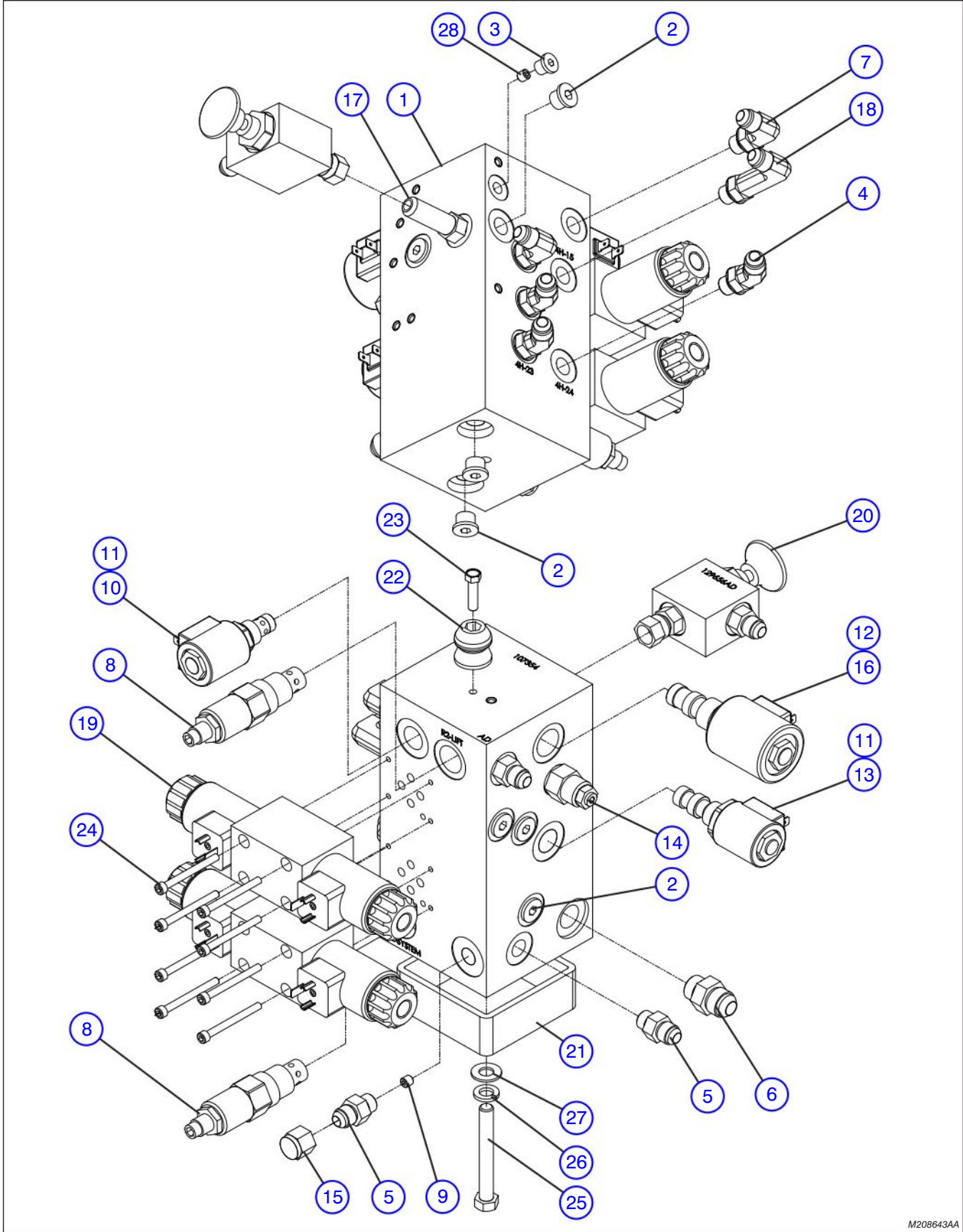


M208579AA_OilSymbol

4.1 Hydraulic Tray Assembly

Index No.	Skyjack Part No.	Qty.	Description
A	208579	1	HYDRAULIC TRAY ASSEMBLY
B	211377	1	HYDRAULIC TRAY ASSEMBLY (TELEMATICS)
-	127590	1	• HYDRAULIC TRAY SUB-ASSEMBLY
1	132772	1	• • WELDMENT, Hydraulic Tray
2	100335	2	• • BUSHING, Bronze
3	119609	1	• • ROTARY LATCH ASSEMBLY - HYDRAULIC SIDE
	112307	1	• • • LATCH, Rotary
	103864	3	• • • BOLT, Hex Head - 5/16"-18 x 1" Gr. 5
	103857	1	• • • BOLT, Hex Head - 1/4"-20 x 1" Gr. 5
	104000	1	• • • WASHER, Lock - 1/4"
	103980	1	• • • NUT, Hex head - 1/4"-20 Gr. 5
	111534	1	• • • KNOB, Latch
4	117701	1	• • THREAD STRAIGHT MAGNETIC PLUG ASSEMBLY
	149606	1	• • • PLUG, Straight Thread - Magnetic
	120190	1	• • • SEAL, Seal Drain
5	(Ref.)	1	• • POTHOLE PROTECTION ASSEMBLY (For components, refer to Section 3.2)
6	119316	8	• • BUSHING, Fibreglide
7	107949	1	• • NUT, Hex Head Jam - 1/2"-13 Gr. 5
8	108575	1	• • NUT, Hex Head Jam - 3/8"-16 Gr. 5
9	111804	1	• • BOLT, Carriage - 3/8"-16 x 1" Gr. 5
10	125798	1	• • BOLT, Carriage - 1/2"-13 x 1.5" Gr. 5
11	(Ref.)	1	• HYDRAULIC TANK LID ASSEMBLY (For components, refer to Section 4.4)
12	124311	2	• INSERT, Threaded
13	103236	1	• GAUGE, Oil Level
14	(Ref.)	1	• MOTOR/PUMP & PROPORTIONAL VALVE ASSEMBLY (For components, refer to Section 4.3)
15	(Ref.)	1	• MAIN MANIFOLD ASSEMBLY (For components, refer to Section 4.2)
16	132758	1	• WEIGHT, Hydraulic Tray
17	100446	1	• PIN, Eccentric - 1" DIA x 2-1/16"
18	118983	1	• PIN, Bottom Tray
19	(Ref.)	-	OIL (Refer to Table on Section 9.1)
20	124433	1	• CLAMP, Tube - 1-3/4", B
21	112495	1	• BOLT, Hex Hd - 1/4"-20 x 3/8", Gr. 5, B

4.2 Main Manifold Assembly

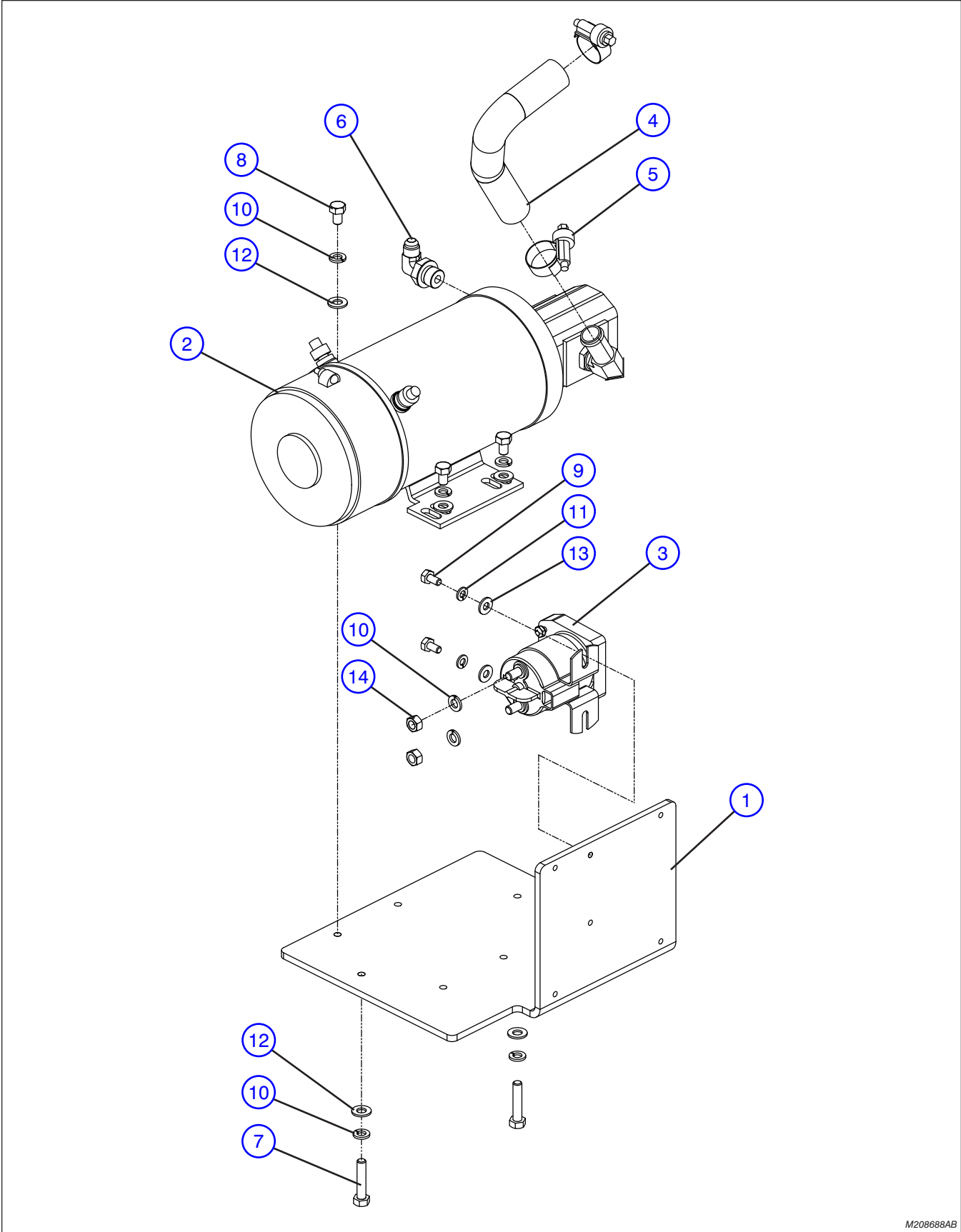


M208643AA

4.2 Main Manifold Assembly

Index No.	Skyjack Part No.	Qty.	Description
-	208643	-	MAIN MANIFOLD ASSEMBLY
-	208571	-	• MANIFOLD SUB-ASSEMBLY
1	107354	1	• • MANIFOLD BLOCK ASSEMBLY
	111119	1	• • • BLOCK, Manifold
	108052	9	• • • PLUG, Expander
2	104437	7	• • PLUG, O-Ring (#6)
3	102856	1	• • FITTING, Plug (03ORB Hex Socket)
4	114580	3	• • FITTING, 45° (06JICM-06ORBM)
5	103069	3	• • FITTING, Straight (06JICM - 06ORBM)
6	102659	1	• • FITTING, Straight (08JICM - 08ORBM)
7	114578	2	• • FITTING, 90° (06JICM - 06ORBM)
8	104534	2	• • VALVE, Relief
9	104419	1	• • PRESSURE PLUG, Brass - 1/16" NPT
10	103655	1	• • VALVE, Poppet Solenoid Cartridge
11	103605	2	• • COIL, 24V - 2 Prong
12	106273	1	• • SPOOL VALVE, 3 Way
13	103623	1	• • SPOOL VALVE, 3 Way - SV08-31
14	147888	1	• • COUNTERBALANCE VALVE, 2750 Psi
15	107666	1	• • CAP NUT (06JIC)
16	105610	1	• • COIL, 24V - 2 Prong (#10)
17	146997	1	• • FITTING, Straight - Long (06JICM-06ORBM)
18	162071	1	• • FITTING, 90° - LL (06JICM-06ORBM)
19	153334	2	• VALVE, Directional D03 spool - Drive & Steer
	153335	4	• • COIL, 24V
20	126761	1	• LOWERING VALVE ASSEMBLY
	129656	1	• • VALVE, Housing
	107271	1	• • VALVE, Manual Directional
	103069	1	• • FITTING, Straight (06JICM - 06ORBM)
	106498	1	• • FITTING, Adapter (06JIC - 06SAE)
21	129482	1	• SPACER, Main Manifold
22	125892	1	• MALE BUMPER, Rubber
23	112449	1	• SCREW, Hex Head Machined - 1/4"-20 x 1"
24	103920	8	• SCREW, SHCS - #10-24 x 2"
25	125958	1	• BOLT, Hex Head - 3/8"-16 x 3" Gr. 5
26	103999	1	• WASHER, Lock - 3/8"
27	103472	1	• WASHER, Flat - 3/8"
28	130046	1	ORIFICE, Pressure Plug - 1/16"

4.3 Motor and Pump Assembly

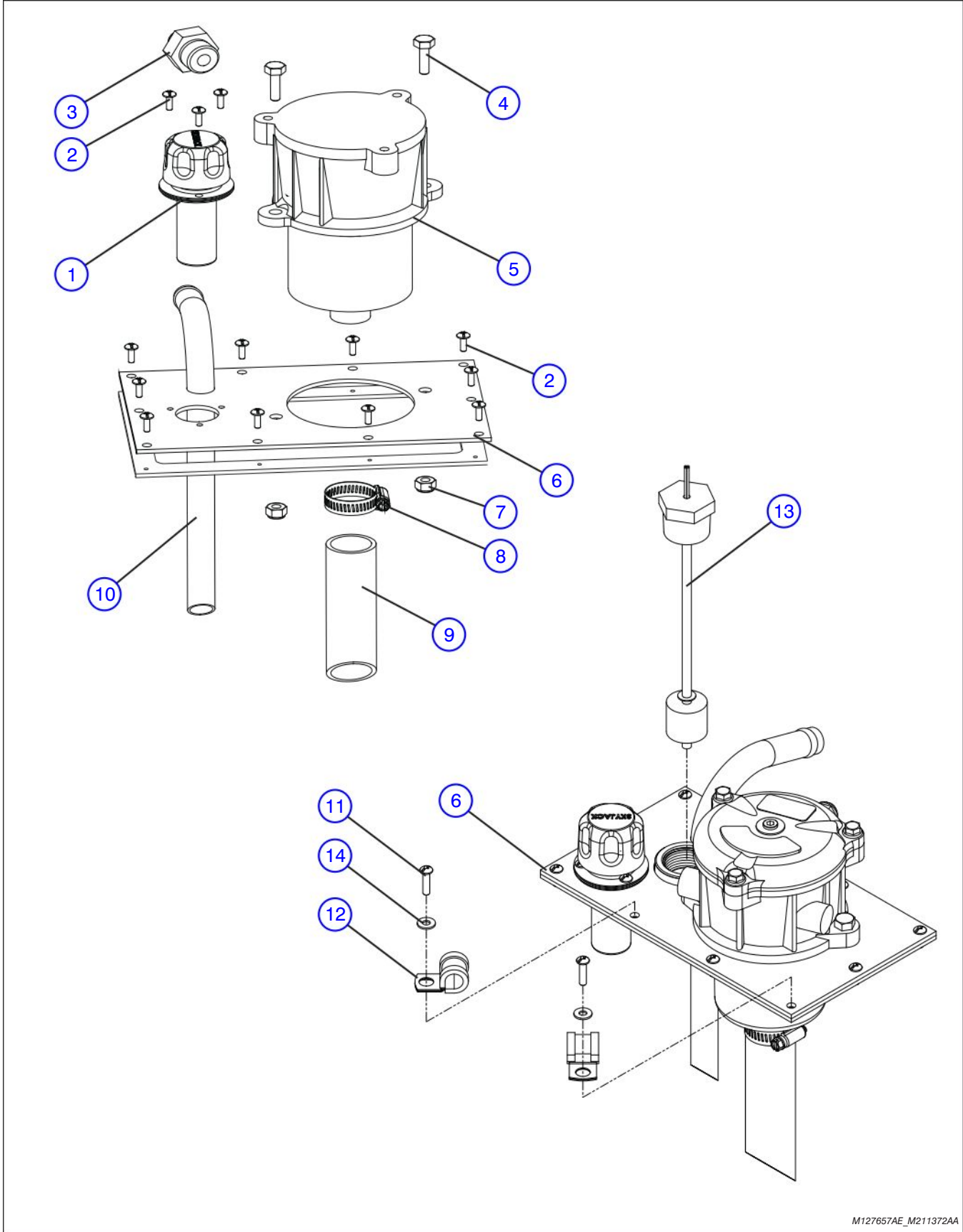


M208688AB

4.3 Motor and Pump Assembly

Index No.	Skyjack Part No.	Qty.	Description
-	208688	1	PUMP/MOTOR ASSEMBLY
1	162972	1	• MOTOR MOUNT, Compact
2	161936	1	• PUMP/MOTOR UNIT, 3.59 cc
	169260	1	• • MOTOR, 24 VDC
	169261	1	• • PUMP, Hydraulic
3	211081	1	• CONTACTOR KIT, Motor Controller
	146475	1	• • MOTOR CONTACTOR
4	163073	1	• TANK TRUCK, 3/4"
5	114402	2	• CLAMP, Worm - #12
6	102665	1	• FITTING, 90° - 06 JICM - 08 ORBM
7	103886	2	• BOLT, Hex Head - 5/16"-18 x 1-1/2", Gr. 5
8	103845	4	• BOLT, Hex Head - 5/16"-18 x 1/2", Gr. 5
9	103855	2	• BOLT, Hex Head - 1/4"-20 x 1/2", Gr. 5
10	103404	8	• WASHER, Lock - 5/16"
11	104000	2	• WASHER, Lock - 1/4"
12	103996	6	• WASHER, Flat - 5/16"
13	103995	2	• WASHER, Flat - 1/4"
14	156844	2	• NUT, Hex - 5/16"-24 Gr. 5
K1	169623	1	BRUSH KIT (Not Shown)
K2	169535	1	SEAL KIT (Not Shown)

4.4 Hydraulic Tank Lid Assembly

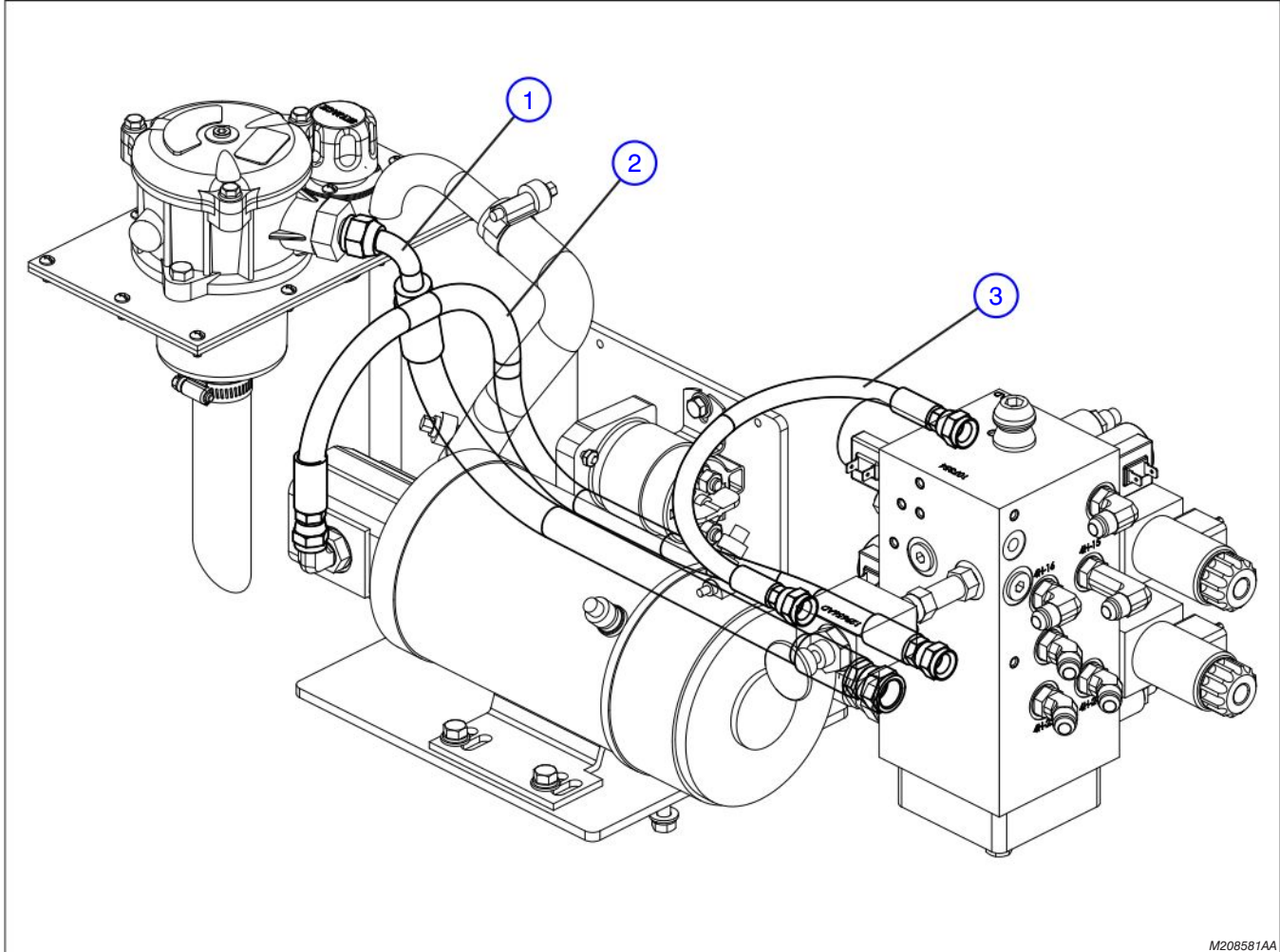


M127657AE_M211372AA

4.4 Hydraulic Tank Lid Assembly

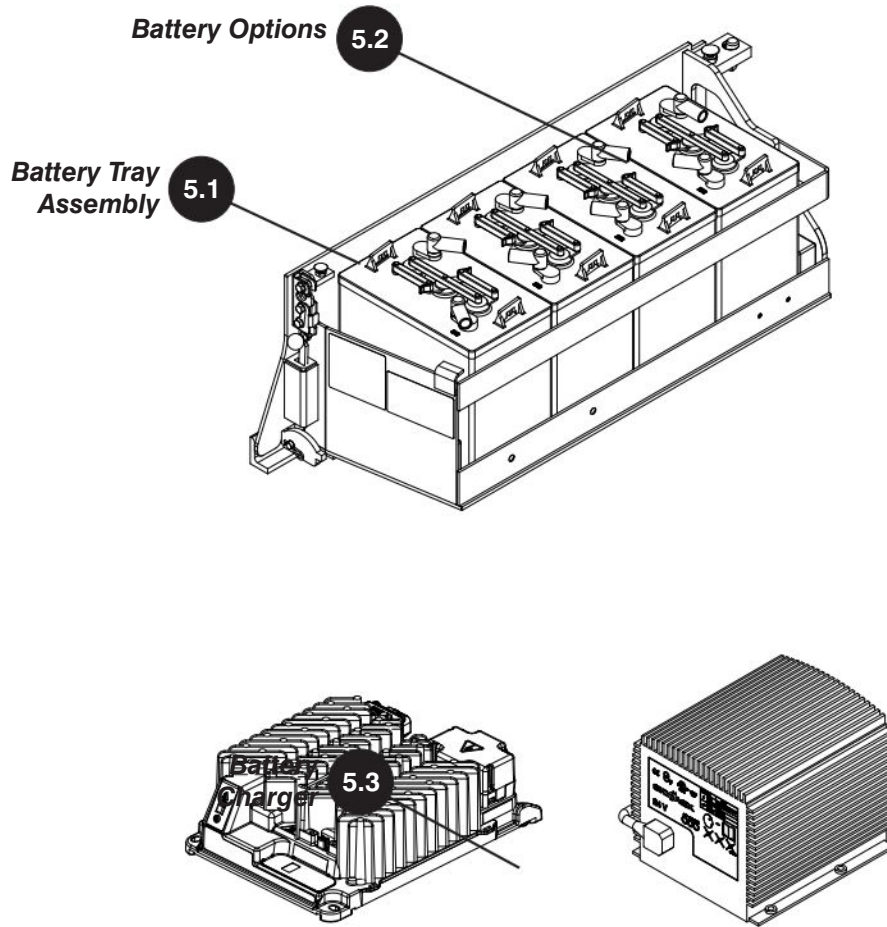
Index No.	Skyjack Part No.	Qty.	Description
A	127567	1	TANK LID ASSEMBLY
B	211372	1	TANK LID ASSEMBLY (TELEMATICS)
1	102693	1	• FILLER/CAP ASSEMBLY
2	103962	13	• SCREW, Round Hd Machine - #10-32 x 1/2", A
	103962	11	• SCREW, Round Hd Machine - #10-32 x 1/2", B
3	105446	1	• FITTING, Straight (08 JICM - 12 ORBM)
4	103864	2	• BOLT, Hex Hd - 5/16"-18 x 1", Gr. 5
5	109568	1	• FILTER ASSEMBLY, Hydraulic oil
	104254	1	• • ELEMENT, Filter
	123022	1	• • SEAL, Filter assembly
	123021	1	• • COVER, Filter assembly
	123020	1	• • SPRING, Filter assembly
	122973	1	• • CASTING, Aluminum
	121571	1	• • SCREW, Set
	122969	1	• • BOLT, Washer combined
	122968	1	• • CASING, Filter
6	127554	1	• WELDMENT, Tank Lid, A
	211371	1	• WELDMENT, Tank Lid, B
7	103984	2	• NUT, Hex nylon lock - 5/16"-18, Gr. 5
8	103320	1	• CLAMP, Gear - #16
9	102918	6"	• TUBE (PV2218-1)
10	148299	1	• GASKET, Hydraulic tank
11	104698	2	• SCREW, Round Hd Machine - #10-32 x 3/4", B
12	149495	2	• CLAMP, Tube - 1/2", B
13	211365	1	• SENSOR, Level/Thermocouple, B
14	104694	2	• WASHER, Flat - #10, B

4.5 Hydraulic Hose Connections - Hydraulic Tray

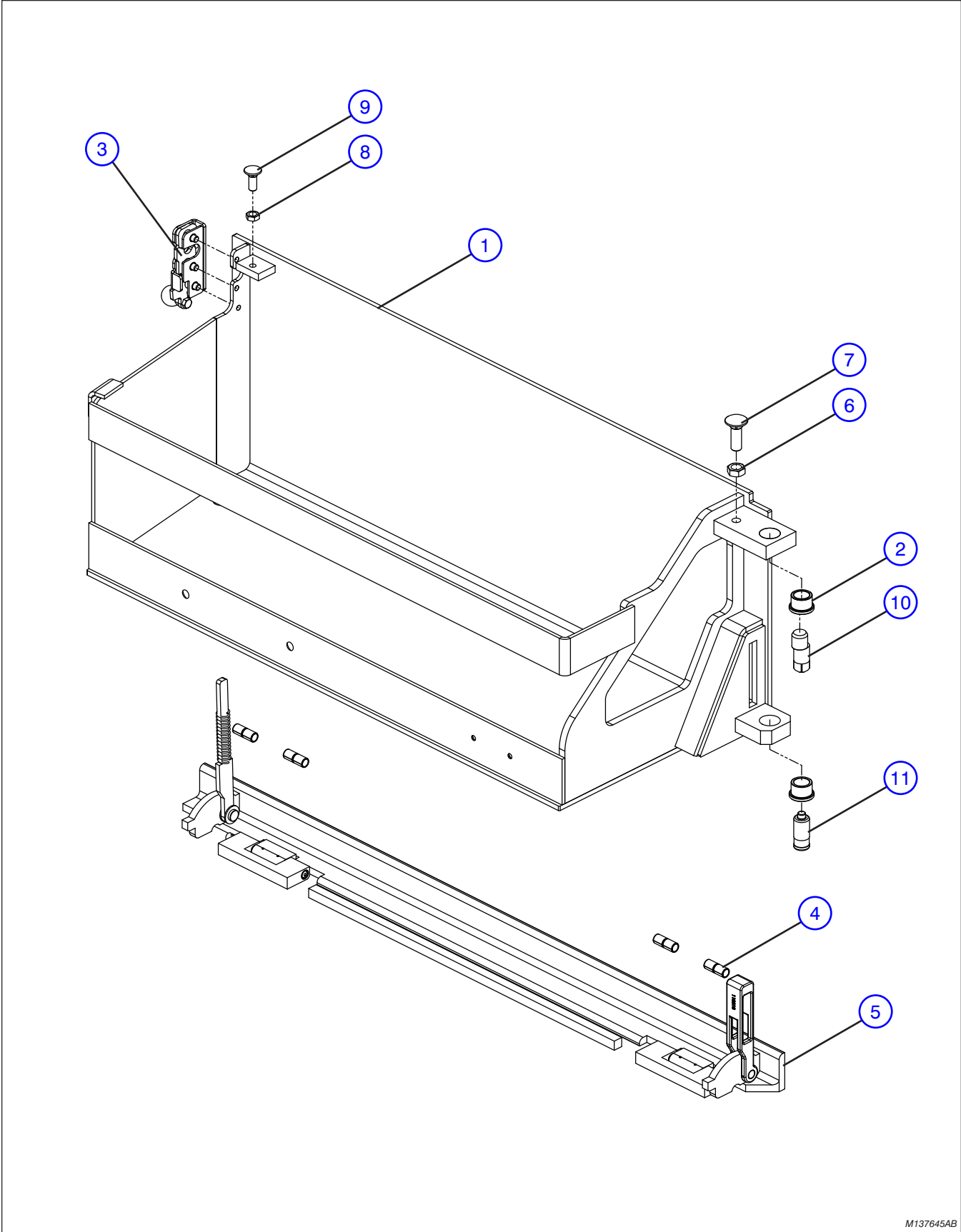


M208581AA

Index No.	Skyjack Part No.	Qty.	Description
-	208581	1	HYDRAULIC TRAY HOSE KIT
1	121854	1	HOSE, Hydraulic Line (1/2" DIA x 18")
2	111949	1	HOSE, Hydraulic Line (3/8" DIA x 26")
3	128169	1	HOSE, Hydraulic Line (1/4" DIA x 15")



5.1 Battery Tray Assembly

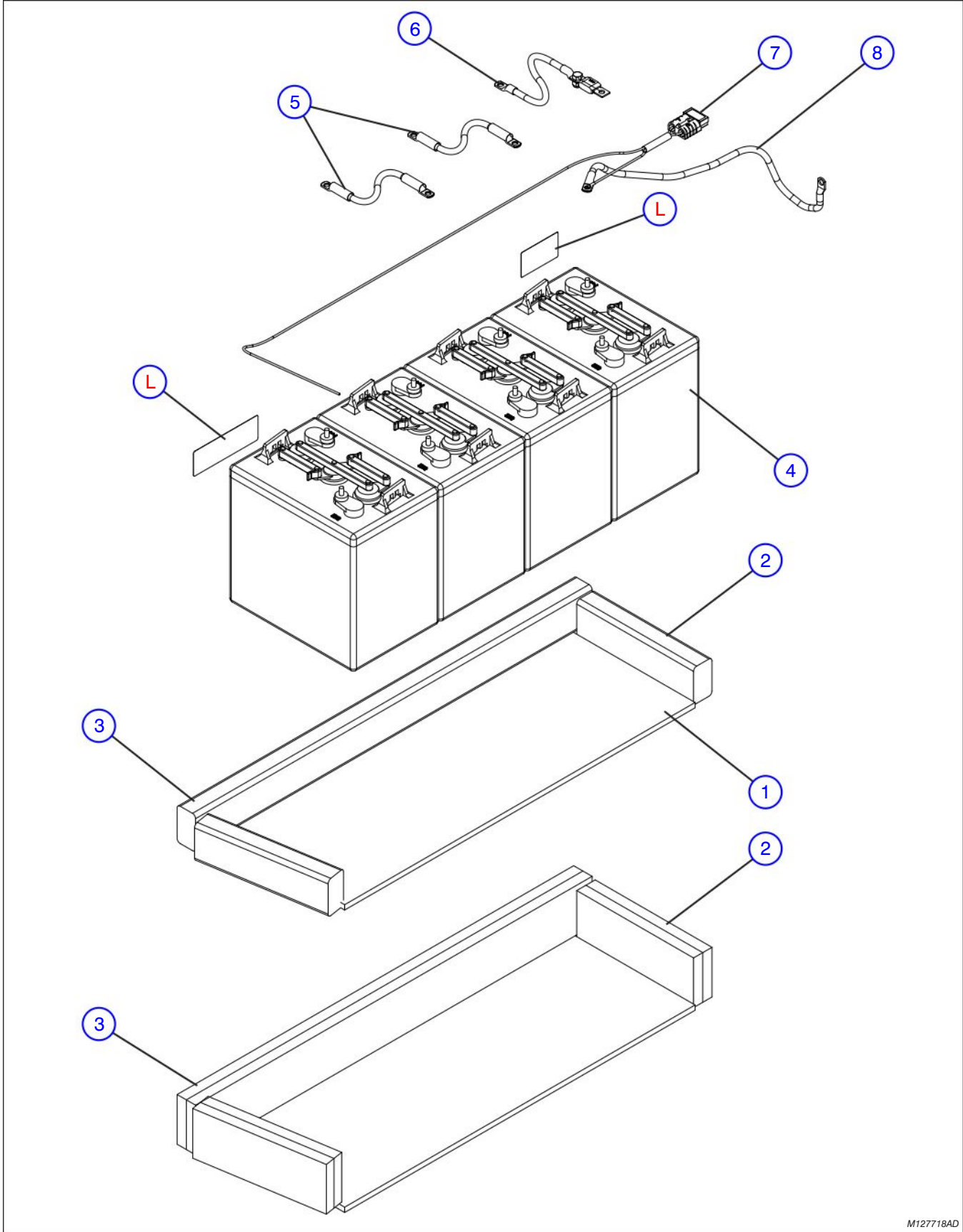


M137645AB

5.1 Battery Tray Assembly

Index No.	Skyjack Part No.	Qty.	Description
-	137645	1	BATTERY TRAY ASSEMBLY
-	137489	1	• BATTERY TRAY SUB-ASSEMBLY
1	137488	1	• • WELDMENT, Battery Tray
2	100335	2	• • BUSHING, Bronze
3	119608	1	• • ROTARY LATCH ASSEMBLY - Battery Tray Side
	112308	1	• • • LATCH, Rotary
	103864	3	• • • BOLT, Hex head - 5/16"-18 x 1", Gr. 5
	103857	1	• • • BOLT, Hex head - 1/4"-20 x 1", Gr. 5
	104000	1	• • • WASHER, Lock - 1/4"
	103980	1	• • • NUT, Hex head - 1/4"-20, Gr. 5
	111534	1	• • • KNOB, Latch
4	119316	8	• • BUSHING, Fibreglide
5	(Ref.)	1	• • POTHOLE PROTECTION DEVICE (For components, refer to Section 3.2)
6	107949	1	• • NUT, Hex Head Jam - 1/2"-13, Gr. 5
7	125798	1	• • BOLT, Carriage - 1/2"-13 x 1.5", Gr. 5
8	108575	1	• • NUT, Hex Head - 3/8"-16, Gr. 5
9	111804	1	• • BOLT, Carriage - 3/8"-16 x 1", Gr. 5
-	137637	1	• TRAY TO BASE INSTALLATION
9	100446	1	• • PIN, Eccentric
10	118983	1	• • PIN, Tray bottom

5.2 Battery Options

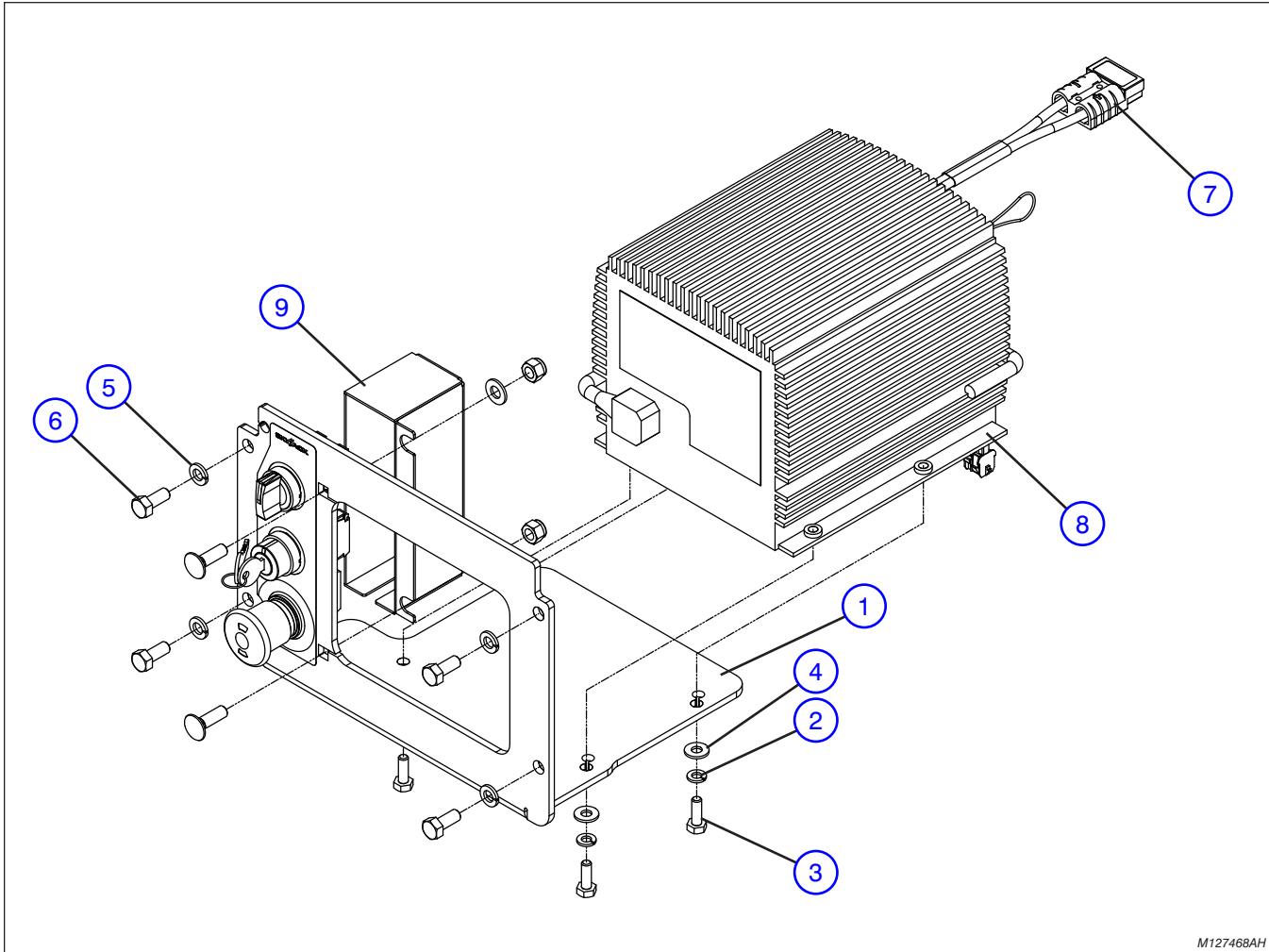


M127718AD

5.2 Battery Options

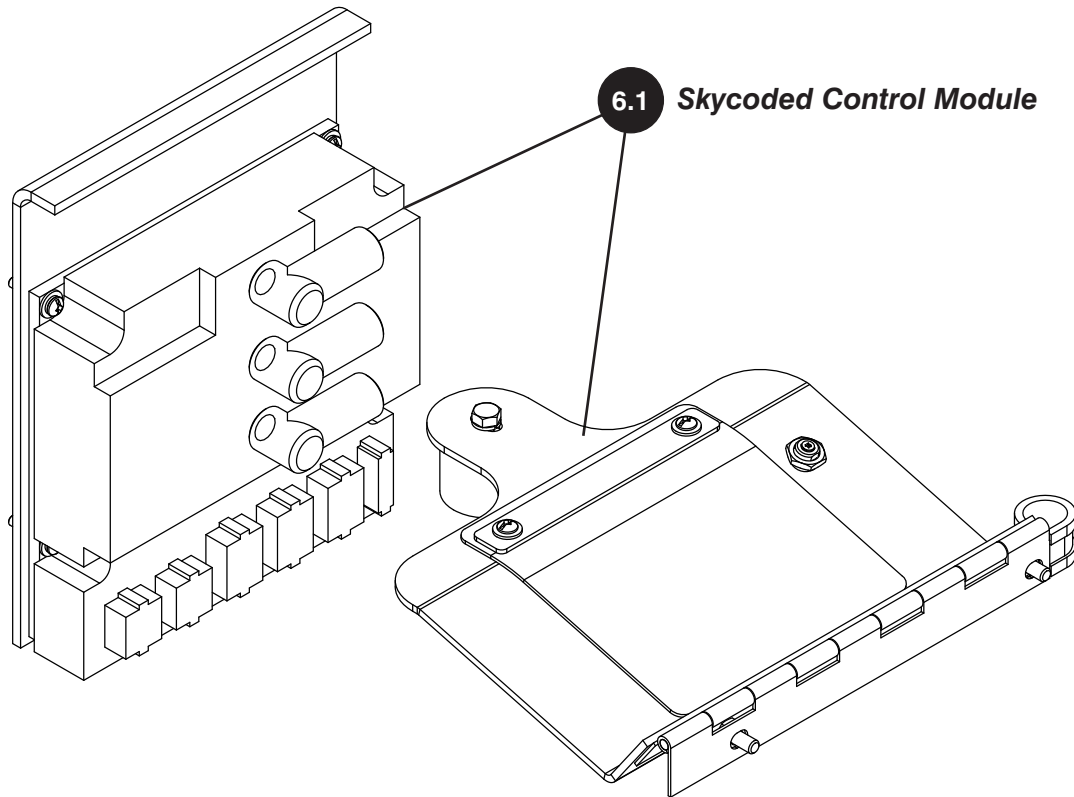
Index No.	Skyjack Part No.	Qty.	Description
A	127718	-	BATTERY OPTION U2200
B	127717	-	BATTERY OPTION US 250
C	160941	-	BATTERY OPTION AGM
D	162502	-	BATTERY OPTION US 250 (BRAZIL)
E	162503	-	BATTERY OPTION U2200 (BRAZIL)
F	162504	-	BATTERY OPTION AGM (BRAZIL)
G	168110	-	BATTERY OPTION T105
1	100440	1	• SPACER, Plywood - 3/8" x 10.5" x 28.5",
2	129631	2	• SPACER, Wood - 2" x 3" x 9-1/2", A, B, C, G
	129633	4	• SPACER, Plywood - 3/4" x 3-1/2" x 9-1/2", D, E, F
3	129630	1	• SPACER, Wood - 2" x 3" x 32-1/4", A, C, G
	129632	2	• SPACER, Plywood - 3/4" x 3-1/2" x 32-1/4", E, F
4	103480	4	• BATTERY, 6V, A, G, E
	106552	4	• BATTERY, 6V, B, D
	160933	4	• BATTERY, 6V, C, F
	168109	4	• BATTERY, 6V, G
5	120425	2	• CABLE, #4 GA - 5/16" x 6" x 5/16" (Battery Jump), A, B, G, D, E, G
	119615	2	• CABLE, #4 GA - 5/16" x 10" x 5/16" (Battery Jump), C, F
6	137243	1	• CABLE, Battery in-line fuse - 300A, A, B, D, E, G
	310517		• • FUSE, 300 Amp
	195691	1	• CABLE, Battery in-line fuse - 300A, C, F
	310517		• • FUSE, 300 Amp
L	(Ref.)	-	• LABELS (For components, refer to Section 8.1)
7	137263	1	• CABLE, #4 GA - 5/16" x 23" x 3/8" (Main Disconnect Switch to Battery)
8	137262	1	• CONNECTOR ASSEMBLY
	103364	1	• • CONNECTOR, Battery - 50 Amp (Grey)
	195191	1	• • • HOUSING, Grey - 50 Amp
	195192	1	• • • CONTACT, 10-12 Ga - 50 Amp

5.3 Battery Charger



M127468AH

Index No.	Skyjack Part No.	Qty.	Description
A	127468	1	CHARGER GROUP
B	160945	1	CHARGER GROUP - AGM
1	195604	1	• TRAY, Battery Charger
2	103404	4	• WASHER, Lock 5/16"
3	103887	4	• BOLT, Hex Head 5/16"-18 x 3/4", Gr. 5
4	103995	4	• WASHER, Flat 1/4"
5	104000	4	• WASHER, Lock 1/4"
6	103856	4	• BOLT, Hex Head 1/4"-20 x 3/4", Gr. 5
7	127690	1	• CHARGER SUPERIOR ASSEMBLY
	103364	1	• • CONNECTOR, Battery - 50 Amp (Grey)
8	161827	1	• CHARGER, Battery - 24VDC, A
	160931	1	• CHARGER, Battery - 24VDC, B
9	(Ref.)	-	TRAY, Battery Charger (For components, refer to Section 3.10)



6.2 *Power Cables*

6.3 *Skycoded Control Cable Assembly*

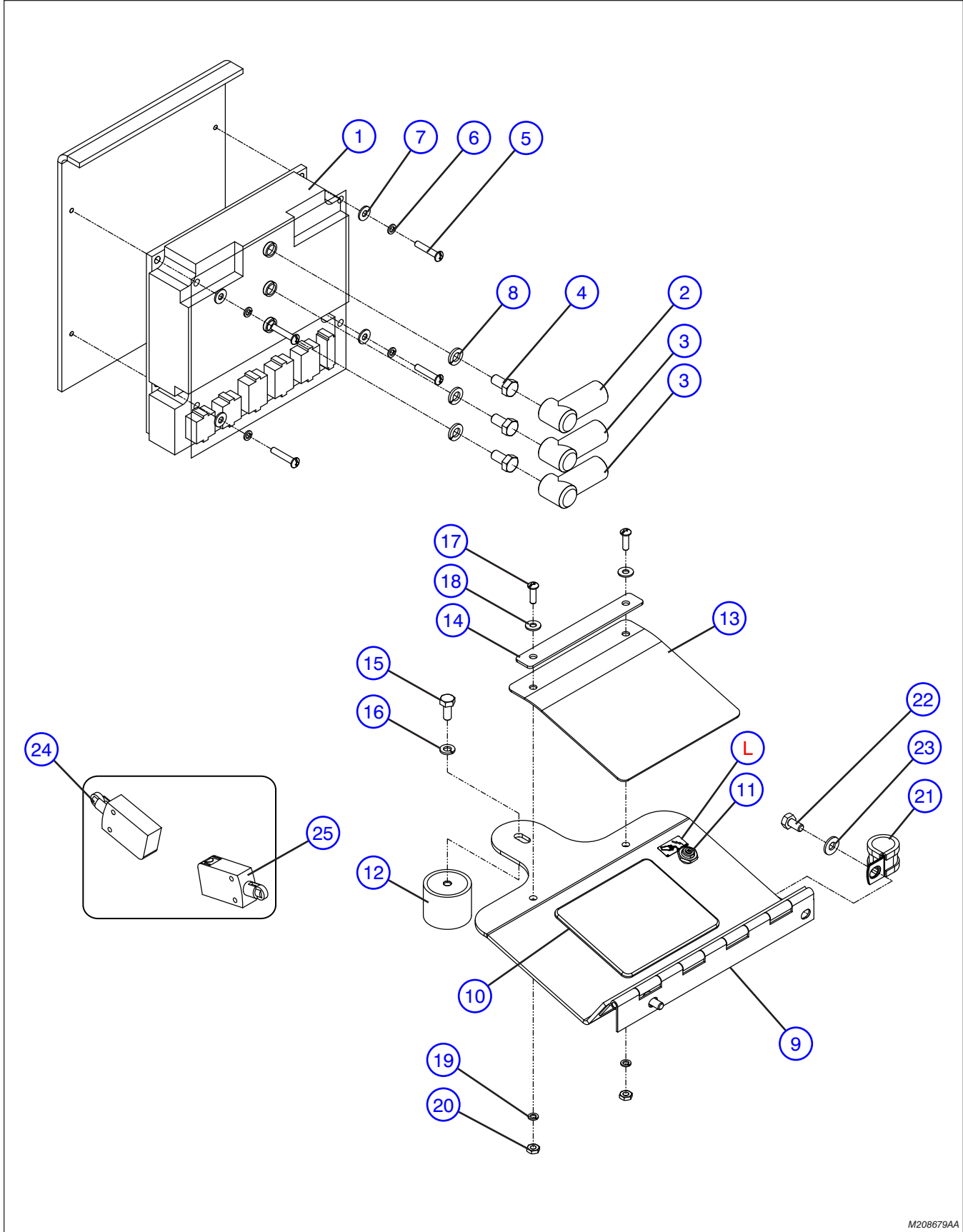
6.4 *Main Electrical Harness*

6.5 *Telematics Harness - M8*

6.6 *Telematics Harness - M6*

6.7 *Telematics Harness - M6 & M8*

6.1 Skycoded Control Module

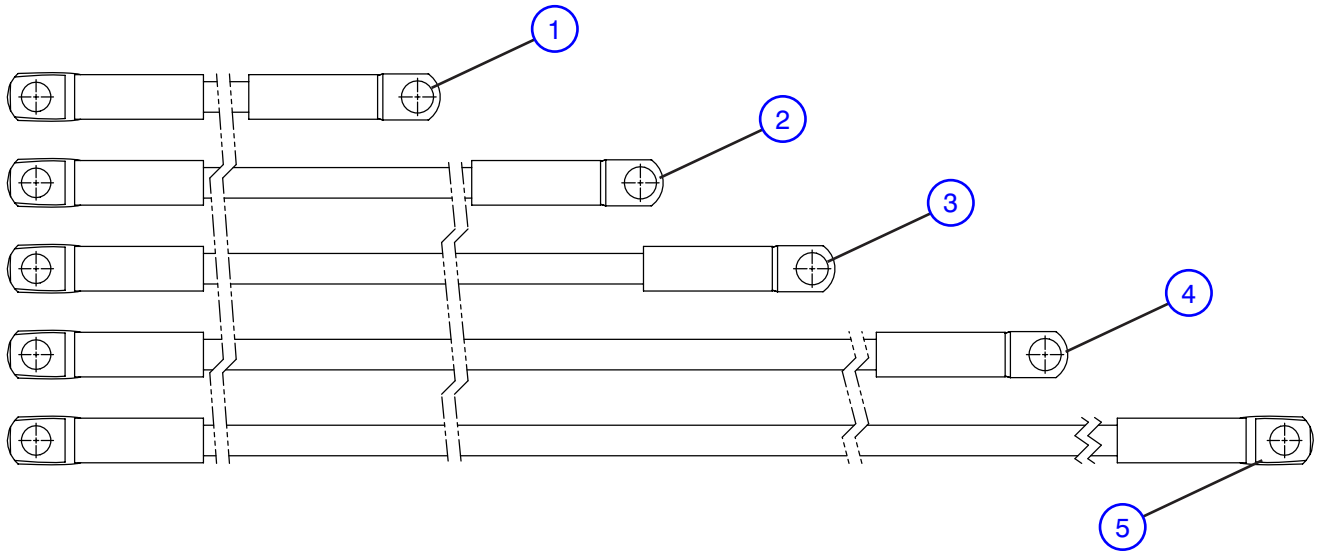


M208679AA

6.1 Skycoded Control Module

Index No.	Skyjack Part No.	Qty.	Description
-	208679	1	SKYCODED GROUP
-	208675	1	• SKYCODED CONTROL MODULE SUBGROUP
1	204716	1	• • CONTROLLER, SKYCODED - 230
2	117408	1	• • INSULATOR, Boot - Red
3	117407	2	• • INSULATOR, Boot - Black
4	933660	3	• • BOLT, Hex Hd - M8 X 1-1/4" X 16MM, Gr. 5
5	105621	4	• • SCREW, Round Hd Machine - #10-32 x 0.75"
6	104185	4	• • WASHER, Lock - #10
7	104694	4	• • WASHER, Flat - #10
8	116218	3	• • WASHER, Lock - M8 Plated
-	208658	1	• SKYCODED PANEL SUBGROUP
-	210462	1	• • DISPLAY PANEL ASSEMBLY
9	208830	1	• • • BRACKET, Hinged - Display
10	208587	1	• • • DISPLAY, EZ Module - PG Trionic
11	117325	1	• • • CIRCUIT BREAKER, 15 Amp
12	125893	1	• • • BUMPER, Rubber - Female
13	210421	1	• • • COVER, Skycoded Display
14	210437	1	• • • PLATE, Skycoded Display Cover
15	103892	1	• • • BOLT, Hex Hd - 1/4"-20 x 5/8", Gr. 5
16	104000	1	• • • WASHER, Lock - 1/4"
17	120094	2	• • • SCREW, Round Hd Machine - #10-32 x 5/8"
18	104694	2	• • • WASHER, Flat - #10
19	104185	2	• • • WASHER, Lock - #10
20	104003	2	• • • NUT, Hex - #10-32
L	(Ref.)	1	• • • LABEL (For components, refer to Section 8.1)
21	103024	1	• • CLAMP, Tube - 3/4"
22	103855	2	• • BOLT, Hex Hd - 1/4"-20 x 1/2", Gr. 5
23	103995	2	• • WASHER, Flat - 1/4"
-	208920	1	• POTHOLE LIMIT SWITCH SUBGROUP
24	208948	1	• • POTHOLE LIMIT SWITCH, Hydraulic Side
	119348	1	• • • LIMIT SWITCH, Roller Plunger - 3M
	114595	1	• • • TERMINAL, Female - 18-22 AWG Red
	114594	1	• • • TERMINAL, Male - 18-22 AWG
25	208949	1	• • POTHOLE LIMIT SWITCH, Battery Side
	119348	1	• • • LIMIT SWITCH, Roller Plunger - 3M
	114595	1	• • • TERMINAL, Female - 18-22 AWG Red
	114594	1	• • • TERMINAL, Male - 18-22 AWG

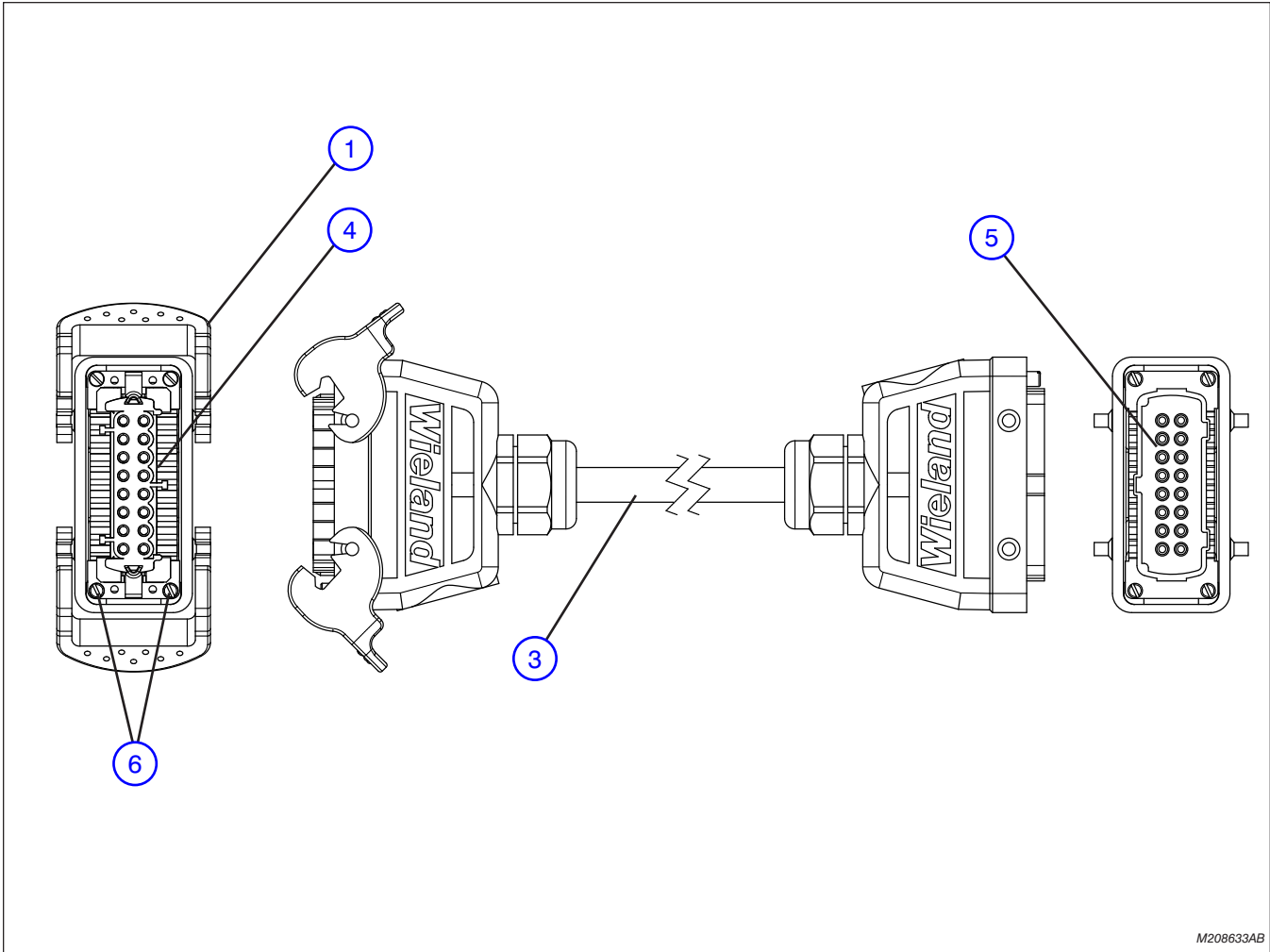
6.2 Power Cables



M208787AA

Index No.	Skyjack Part No.	Qty.	Description
-	208787	1	POWER CABLE SUBGROUP
1	163076	1	CABLE, #4GA - 5/16" x 10" x 3/8" (Motor Contactor to Motor "+")
2	209955	1	CABLE, #4GA - 5/16" x 45" x 3/8" (Motor "-" to SKYCODED "M")
3	209953	1	CABLE, #4GA - 5/16" x 47" x 3/8" (Motor "+" to SKYCODED "B+")
4	139231	1	CABLE, #4GA - 5/16" x 68" x 3/8" (Motor Contactor to Main Disconnect)
5	209039	1	CABLE, #4GA - 5/16" x 110" x 3/8" (Battery "-" to SKYCODED "B-")

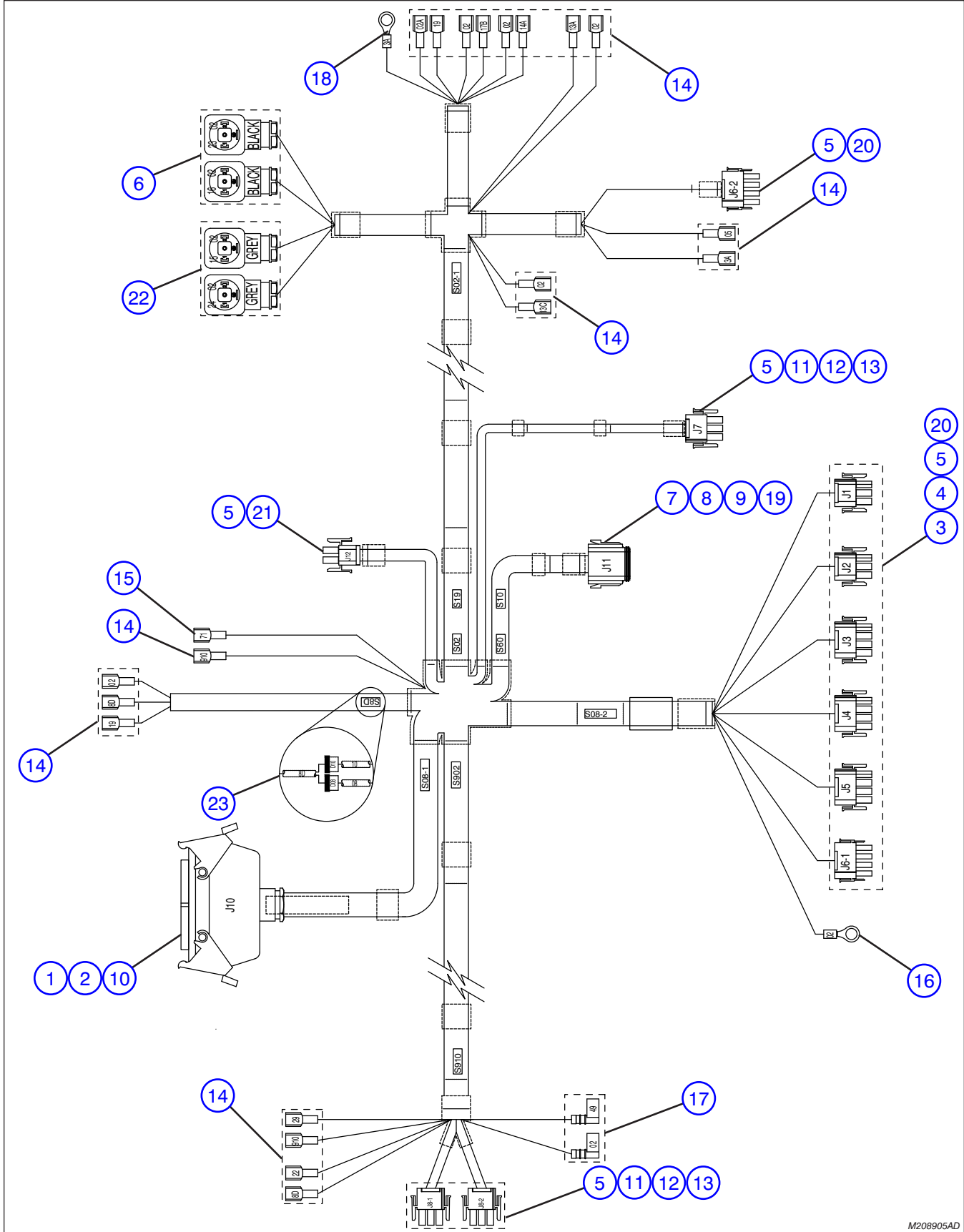
6.3 Skycoded Control Cable Assembly



M208633AB

Index No.	Skyjack Part No.	Qty.	Description
-	208633	-	SKYCODED CONTROL CABLE ASSEMBLY
1	163396	1	• HOUSING, Top - Double Hinge
2	163173	1	• HOUSING, Top - Double hinge
3	102887	328"	• CONTROL CABLE, 16/15
4	103573	1	• INSERT, Female - 16 Pin
5	103574	1	• INSERT, Male - 16 Pin
6	119727	4	• CODE PIN

6.4 Main Electrical Harness

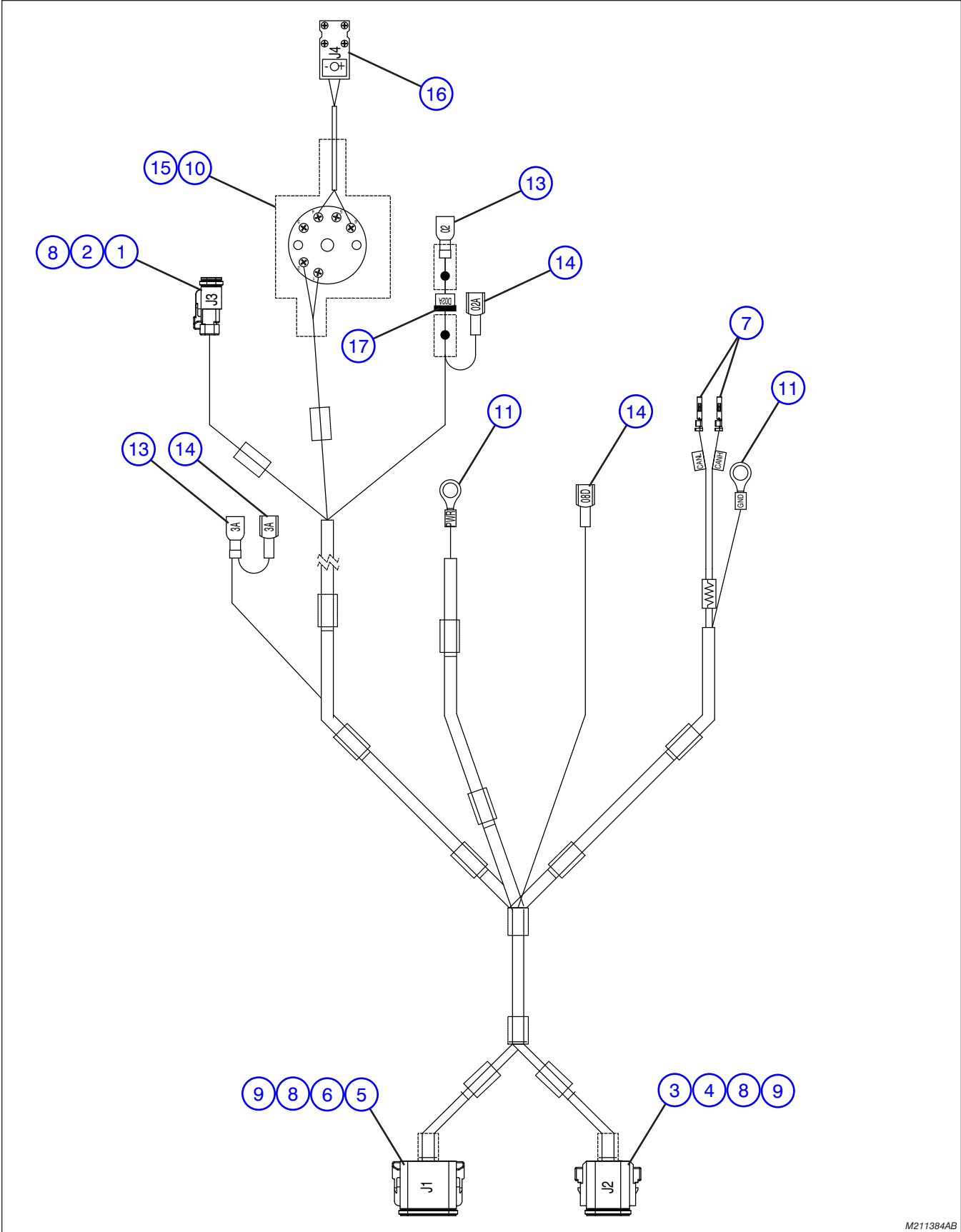


M208905AD

6.4 Main Electrical Harness

Index No.	Skyjack Part No.	Qty.	Description
-	208905	1	ELECTRICAL HARNESS, SKYCODED
1	163396	1	• HOUSING, Top Double Hinge
2	103573	1	• INSERT, Female - 16 Pin
3	116993	2	• HOUSING, Male - 9 Pole Plug
4	130449	3	• HOUSING, Male - 12 Pole Plug
5	116990	51	• WIRE PIN, Female
6	104409	2	• CONNECTOR PLUG - Black
7	117583	1	• CONNECTOR PLUG, 8 Pin
8	117585	1	• CONNECTOR PLUG, 8 Pin - Wedge
9	117591	6	• CONNECTOR, Contact Socket - 16-18
10	119727	2	• CODE PIN
11	130446	3	• HOUSING, 3 Pole Plug
12	134067	3	• INTERFACE SEAL, 3 Position
13	134068	3	• WIRE SEAL, 3 Position
14	114595	19	• WIRE TERMINAL, Female - 18 GA Pink
15	114594	1	• TERMINAL, Male - 18-22 AWG Red
16	102940	1	• TERMINAL, Ring - 10-12 GA x 5/16" Yellow
17	147991	2	• TERMINAL, 90° - 18-22 GA Red
18	120070	1	• TERMINAL, Ring - 18-22 AWG x 5/16"
19	117594	2	• CONNECTOR, Sealing Plug
20	130448	2	• MATE-N-LOCK, 4 Pole - Male
21	116992	1	• MATE-N-LOCK, 2 Pole - Male
22	104345	12	• CONNECTOR PLUG, Grey
23	102921	2	• DIODE

6.5 Telematics Harness - M8

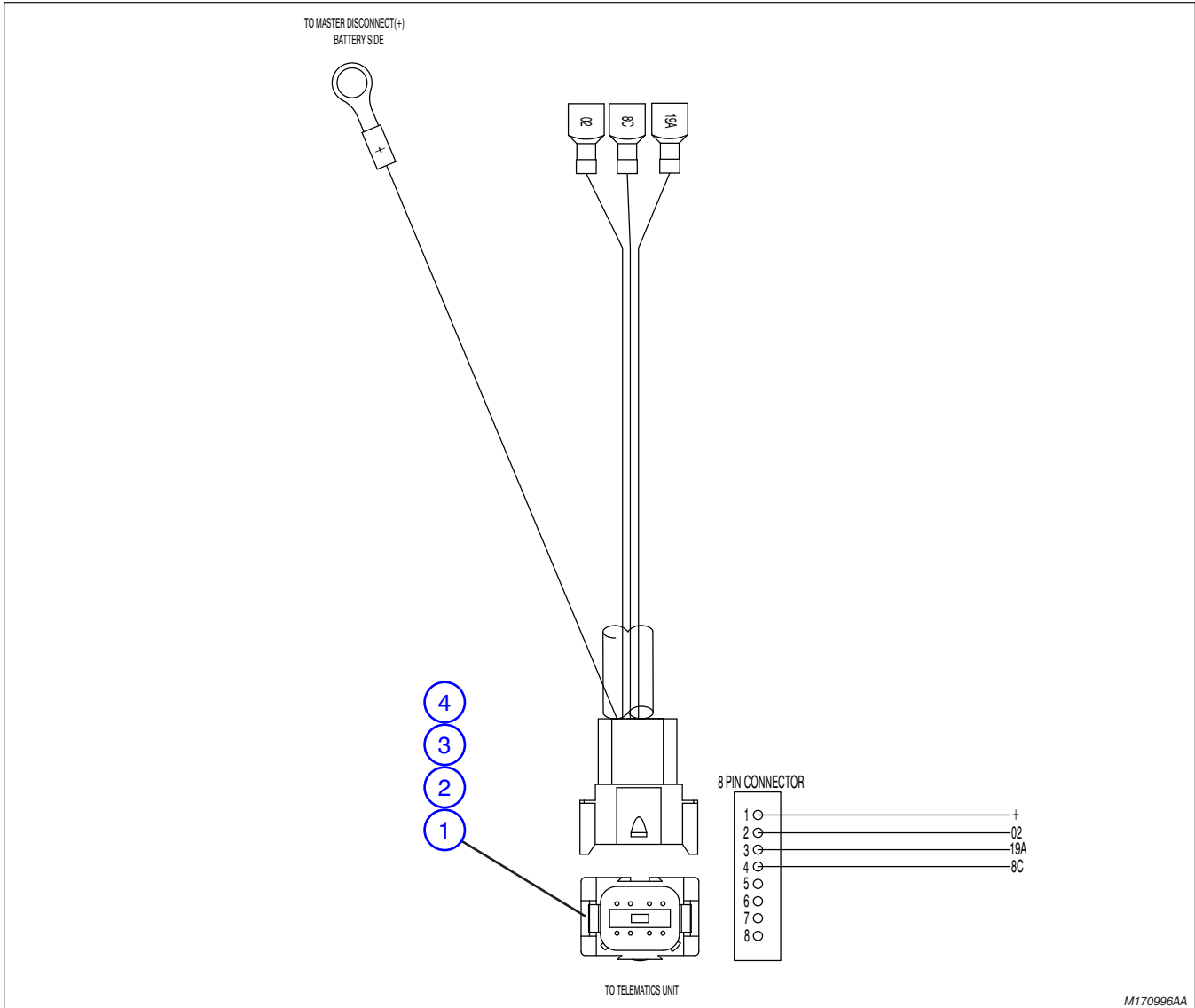


M211384AB

6.5 Telematics Harness - M8

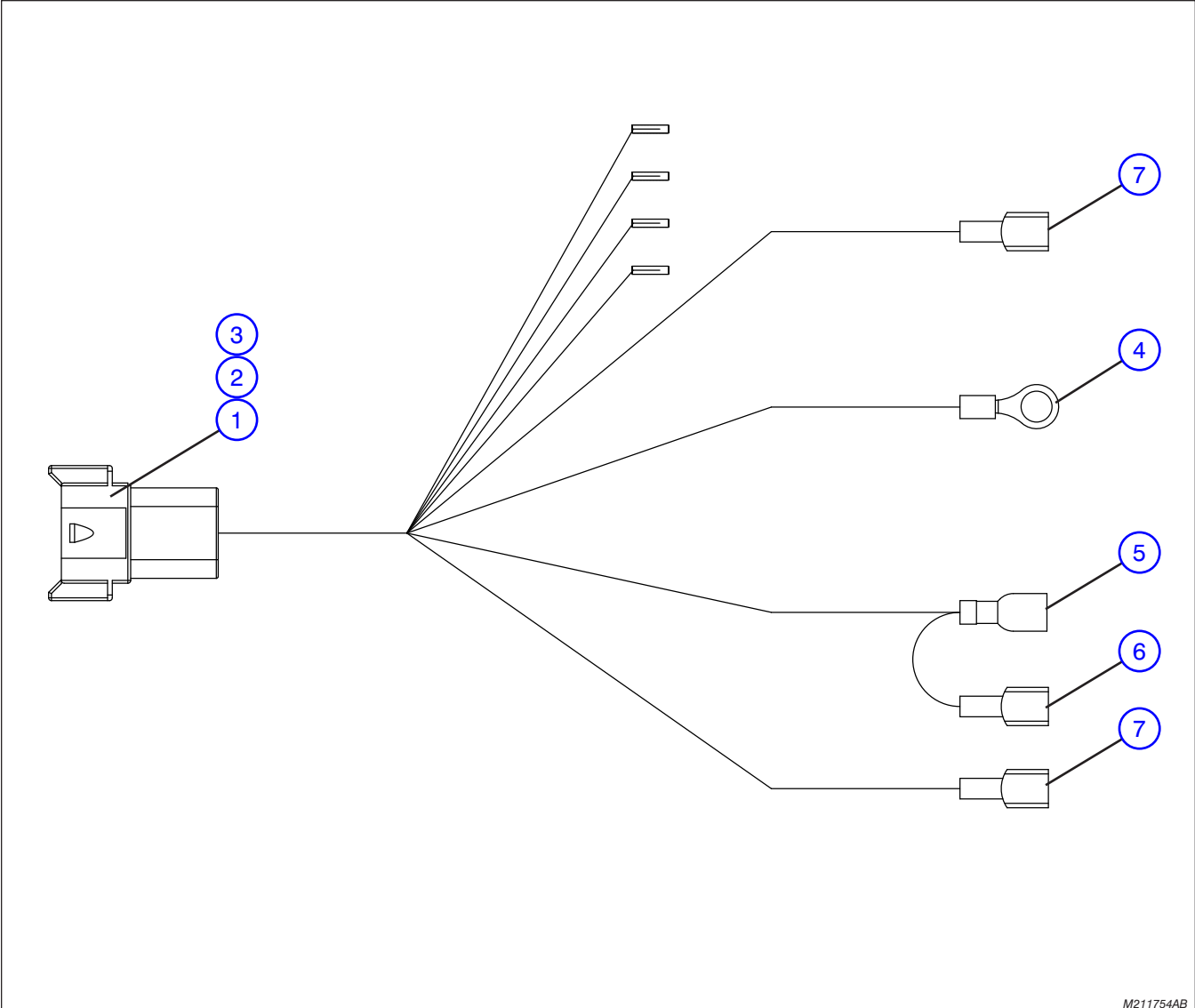
Index No.	Skyjack Part No.	Qty.	Description
-	211384	1	HARNESS, TELEMATICS - ZTR
1	117597	1	• CONNECTOR PLUG, 2 Pin
2	117599	1	• CONNECTOR PLUG, 2 Pin Wedge
3	117583	1	• CONNECTOR PLUG, 8 Pin
4	117585	1	• CONNECTOR PLUG, 8 Pin Wedge
5	117587	1	• CONNECTOR PLUG, 12 Pin
6	117589	1	• CONNECTOR PLUG, 12 Pin Wedge
7	116990	2	• MATE-N-LOCK, Female Wire Pin
8	117591	12	• CONNECTOR, Contact Socket - 16-18
9	117594	10	• CONNECOTR, Sealing Plug
10	211376	1	• TAPE, Double Sided - 3M (VHB 4950)
11	102940	2	• TERMINAL, 10-12 AWG Ring - 5/16" Yellow
12	163021	1	• RESISTOR, 120 Ohm - 1/2 Watt
13	105359	2	• TERMINAL, Female - 14-16GA Blue Insulated
14	114594	3	• TERMINAL, Male - 18-22 AWG Red
15	211353	1	• SIGNAL CONTITIONER, Type T Thermocouple
16	211355	1	• PLUG, Female - Type T Thermocouple
17	102921	1	• DIODE

6.6 Telematics Harness - M6



Index No.	Skyjack Part No.	Qty.	Description
-	170987	-	TELEMATICS HARNESS - M6
1	117582	1	• CONNECTOR, Receptacle (8 pin)
2	117584	1	• CONNECTOR, Wedge (8 pin)
3	117590	4	• CONNECTOR, Contact pin (16-18)
4	117594	4	• CONNECTOR, Sealing plug

6.7 Telematics Harness - M6 & M8



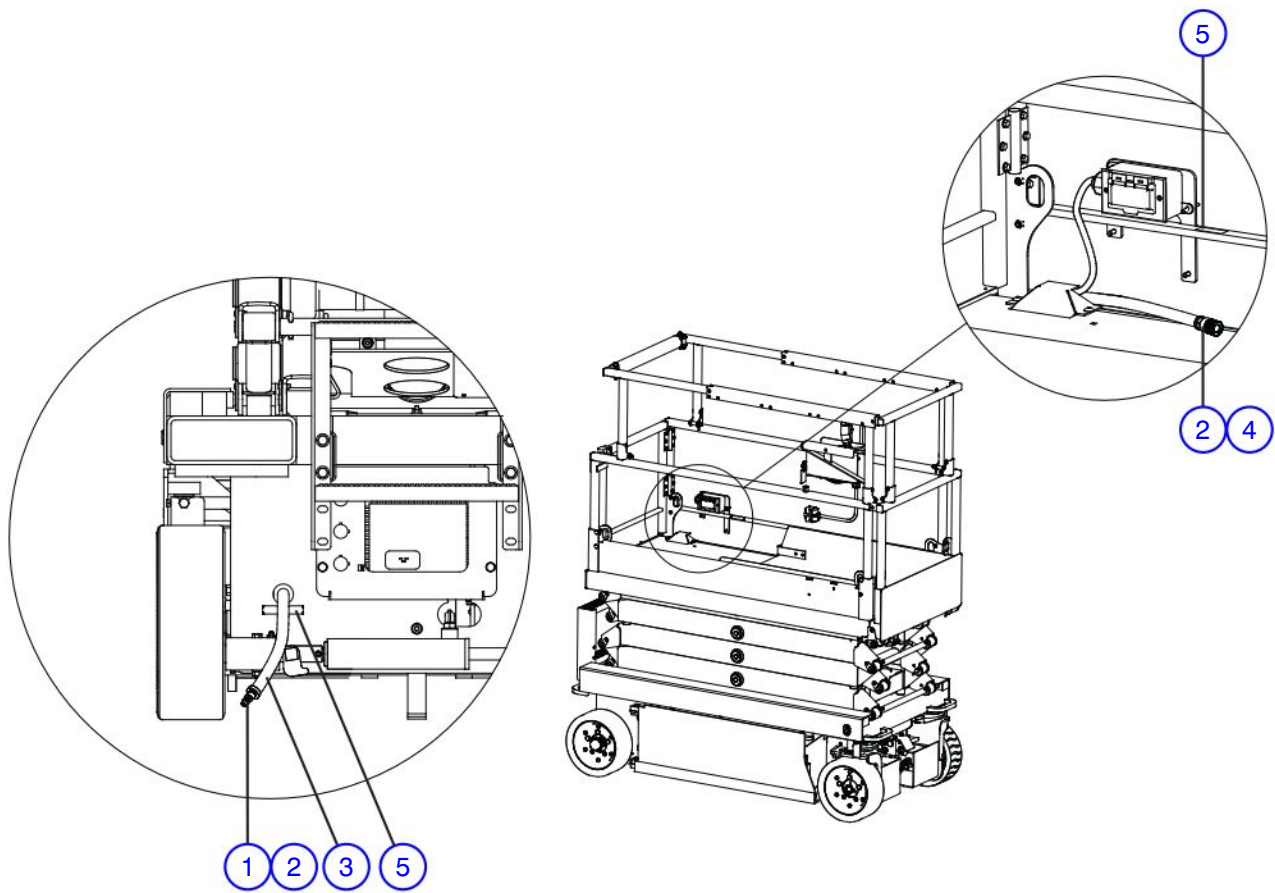
M211754AB

Index No.	Skyjack Part No.	Qty.	Description
-	211754	-	TELEMATICS HARNESS - M6 & M8
1	117582	1	• CONNECTOR, Receptacle (8 pin)
2	117584	1	• CONNECTOR, Wedge (8 pin)
3	117590	8	• CONNECTOR, Contact pin (16-18)
4	120070	1	• TERMINAL, Ring - 18-22GA AWG 5/16" (Ring)
5	117590	1	• TERMINAL, Male - 14-16GA (Blue)
6	117590	1	• TERMINAL, Female - 18-22GA AWG (Red)
7	117590	2	• TERMINAL, Male - 18-22GA AWG (Blue)

Notes

- 7.1 *Air Hose to Platform Assembly*
- 7.2 *Black Logo Labels Option*
- 7.3 *Light Duty Pipe Rack Assembly*
- 7.4 *Flashing Light Option*
- 7.5 *Board Carrier Option*
- 7.6 *Heavy Duty Pipe Rack Assembly*
- 7.7 *Telematics Option - MOREY*
- 7.8 *Telematics Option - M8*
- 7.9 *Telematics Option - M6*
- 7.10 *Telematics Option - M6 & M8*
- 7.11 *Tool Caddy*

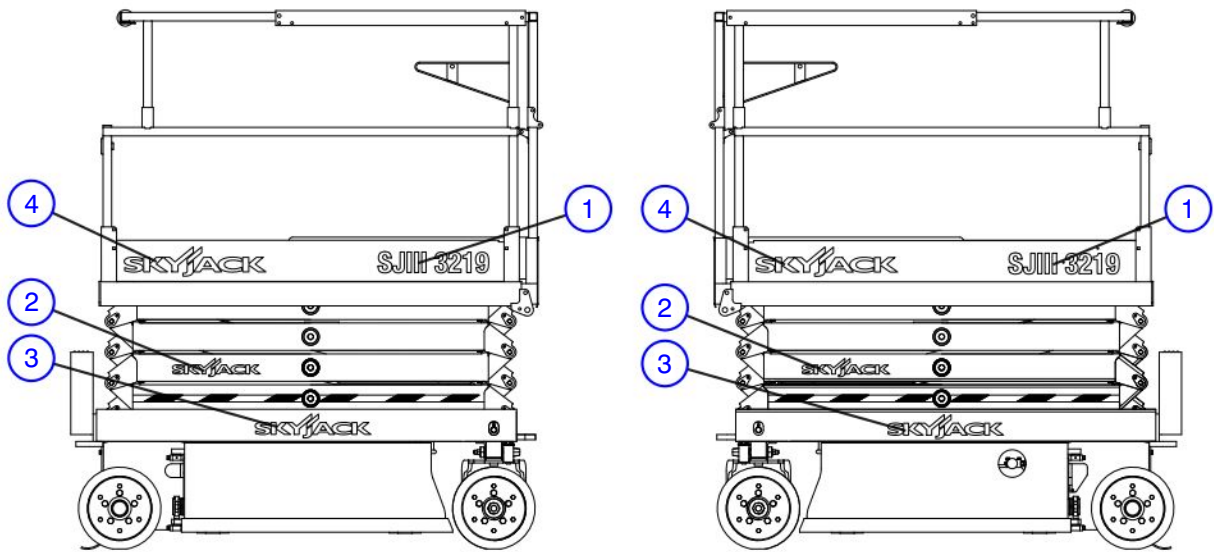
7.1 Air Hose to Platform Assembly



M310053AB_1

Index No.	Skyjack Part No.	Qty.	Description
-	310053	1	AIR HOSE TO PLATFORM ASSEMBLY
1	146149	1	FITTING, Male disconnect - 3/8"
2	107886	2	CLAMP, Hose
3	146150	300"	HOSE, Air - 3/8"
4	146148	1	FITTING, Female disconnect - 3/8"
5	138212	2	LABEL, Connect air here

7.2 Black Logo Labels Option



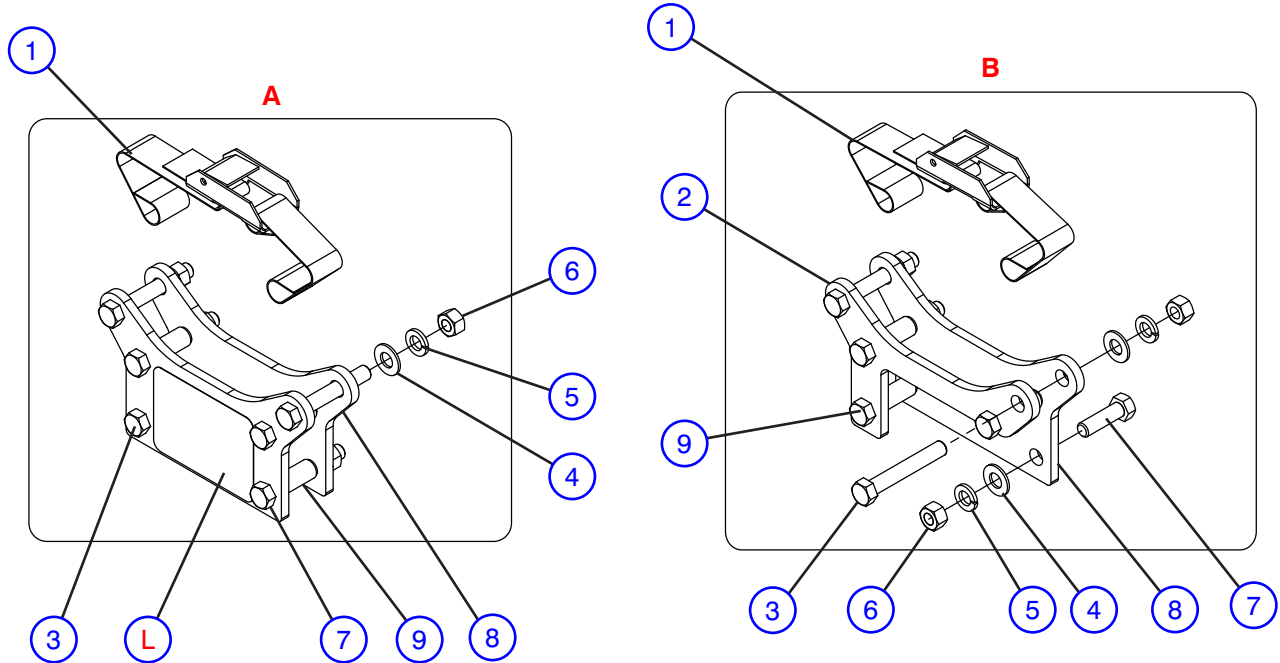
Right Side

Left Side

M166833AA

Index No.	Skyjack Part No.	Qty.	Description
-	166833	1	BLACK LOGO LABEL OPTION
1	162472	2	LABEL, SJIII 3219 (Black)
2	166831	2	LABEL, SKYJACK (Black - 13")
3	166828	2	LABEL, SKYJACK (Black - 17")
4	161118	2	LABEL, SKYJACK (Black - 20")

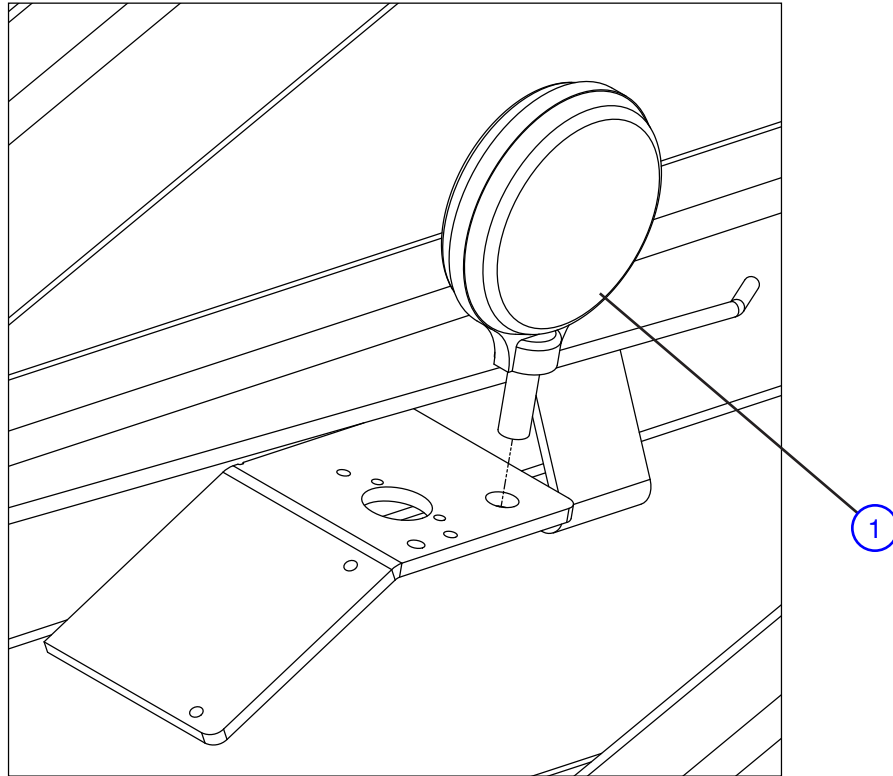
7.3 Light Duty Pipe Rack Assembly



M159226AA_3

Index No.	Skyjack Part No.	Qty.	Description
-	159226	1	LD PIPE RACK ASSEMBLY (Cannot be used on Full Gate Machines)
A	154727	1	• LD PIPE RACK, Front Mount
B	154726	1	• LD PIPE RACK, Rear Mount
1	133593	1	• • PLATE, Pipe rack, A
2	133594	1	• • PLATE, Pipe rack, A
3	133598	2	• • PLATE, Pipe rack, B
4	103873	5	• • BOLT, Hex head (3/8"-16 x 2.5", Grade 5), A
5	103978	6	• • BOLT, Hex head (3/8"-16 x 2.5", Grade 5), B
6	103472	6	• • NUT, Hex head (3/8"-16)
7	103999	6	• • WASHER, Flat (3/8")
8	130359	1	• • WASHER, Lock (3/8")
9	101297	1	• • STRAP, Cam buckle
L	172468	3	• • BOLT, Hex head (3/8"-16 x 1.25", Grade 5), A
10	125122	1	• LABEL
			• INSTRUCTIONS, Light Duty Pipe Racks - ANSI/CSA (Not Shown)

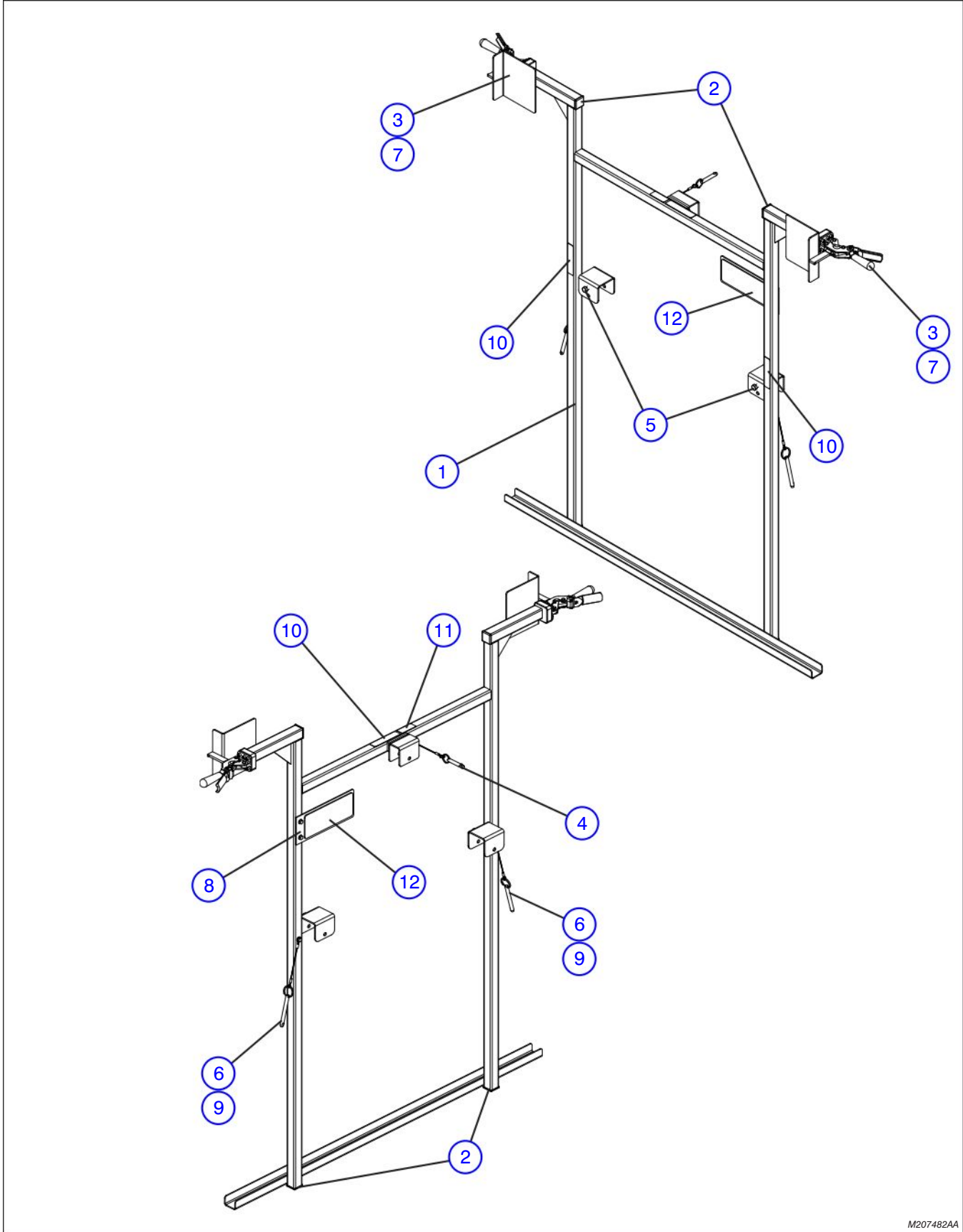
7.4 Flashing Light Option



M12611AA

Index No.	Skyjack Part No.	Qty.	Description
-	126111	1	FLASHING LIGHT OPTION
1	121477	1	• LIGHT, Beacon - 24 V
	146153	1	• • BULB
2	114594	2	• WIRE TERMINAL, Male - 18 GA Pink (Not Shown)

7.5 Board Carrier Option

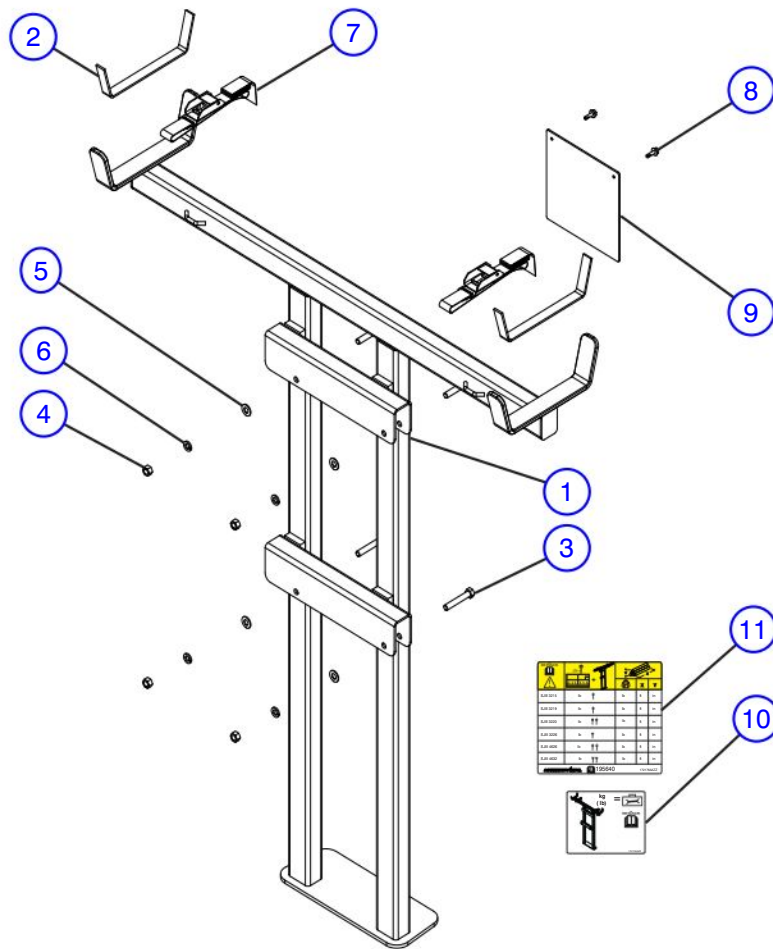


M207482AA

7.5 Board Carrier Option

Index No.	Skyjack Part No.	Qty.	Description
-	207482	-	ASSEMBLY, Board Carrier
1	166982	1	• WELDMENT, Board Carrier
2	100702	4	• PLUG, Tube - Plastic - 1-1/4" x 1-1/4"
3	143674	2	• WELDMENT, Clamp with Holder
4	(Ref.)	1	• ASSEMBLY, Pin - Quick Release Small Loop (For components, refer to Section 1.9)
5	199960	2	• BOLT, Hex Hd - 1/8"-16 X 1-3/8", Gr. 5
6	103632	5	• SCREW, Hex Hd - Self Tapping - 1/4"-14 x 3/4"
7	103941	12	• SCREW, SHCS - 1/4"-20 x 3/4"
8	166989	1	• PLATE, Label Mount
9	172304	2	• LABEL, Board Carrier
10	207480	1	• INSTRUCTIONS, Board Carrier (Not Shown)
11	167235	2	• ASSEMBLY, Detent Pin - 3/8" x 3"
12	167220	3	• LABEL, Keep in Lock Position
13	172301	1	• LABEL, Board Carrier Weight

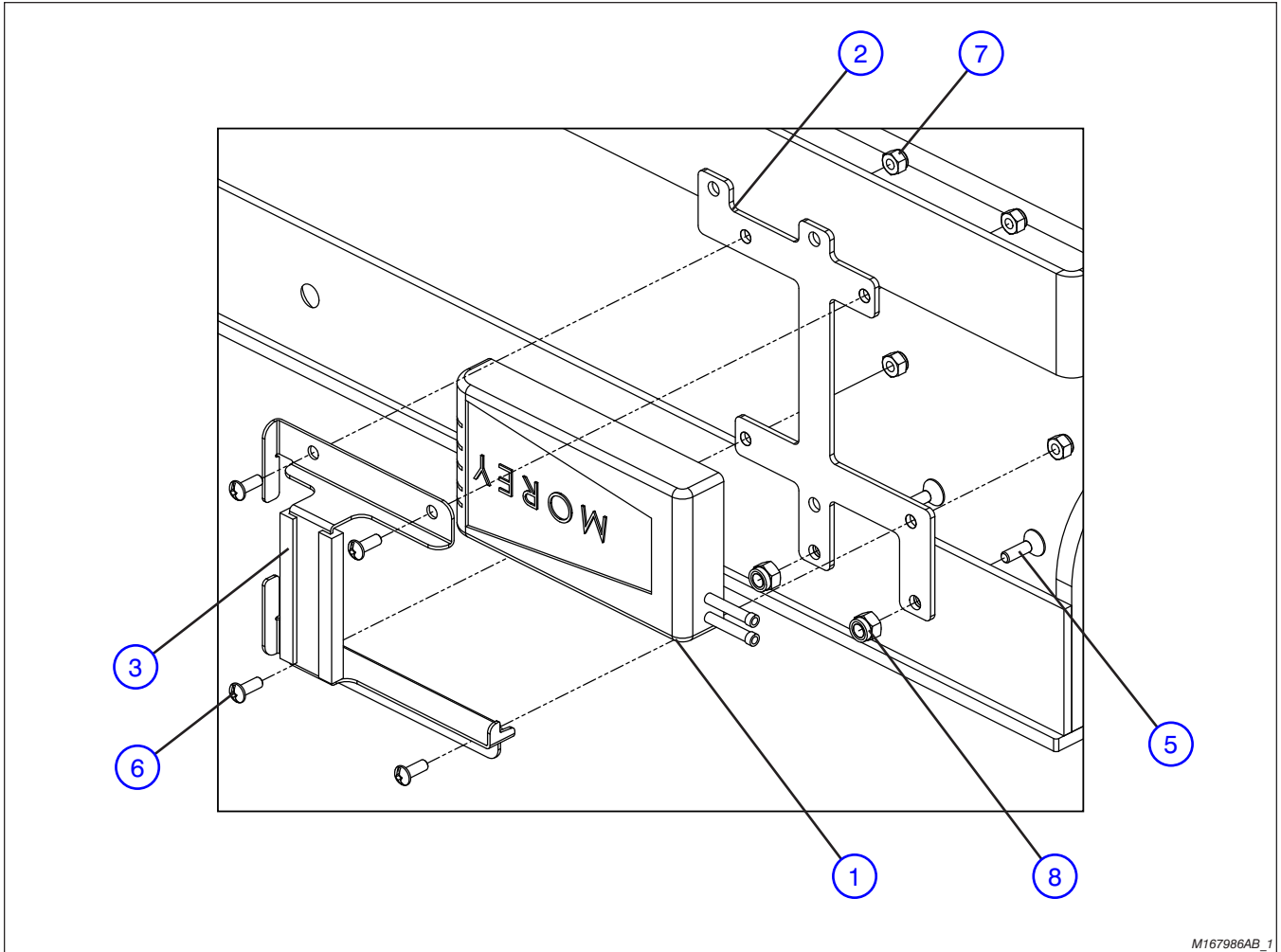
7.6 Heavy Duty Pipe Rack Assembly



M195500AB_TOC

Index No.	Skyjack Part No.	Qty.	Description
-	195829	1	DC Pipe-Rack Assembly
-	195500	1	• DC Pipe Rack NA Kit
1	195499	1	• • WELDMENT, DC Pipe Rack
2	195289	2	• • STRIP, Protector
3	103872	4	• • BOLT, Hex head - 3/8"-16 x 2-1/4", Gr. 5
4	103979	4	• • NUT, Hex - 3/8"-24 Gr. 5
5	103472	4	• • WASHER, Flat - 3/8"
6	103999	4	• • WASHER, Lock - 3/8"
7	195346	2	• • STRAP, Nylon Tie Down Flat Hook
8	103632	2	• • BOLT, Flat head cap screw - #10-32 x 1-3/4". Gr. 5
9	171733	1	• • PLATE, LABEL
10	172172	1	• LABEL, Heavy Duty Pipe Rack Weight
11	172176	1	• LABEL, Heavy Duty Pipe Rack Capacity ANSI
12	195640	1	• INSTRUCTION, DC HD Pipe Rack ANSI (Not Shown)

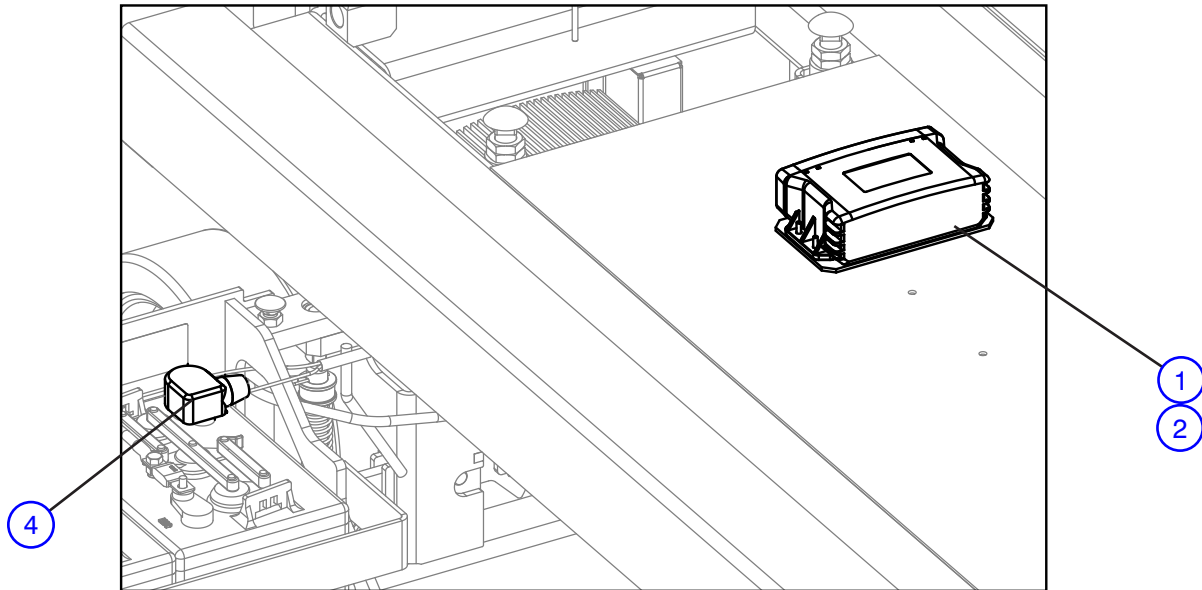
7.7 Telematics Option - MOREY



M167986AB_1

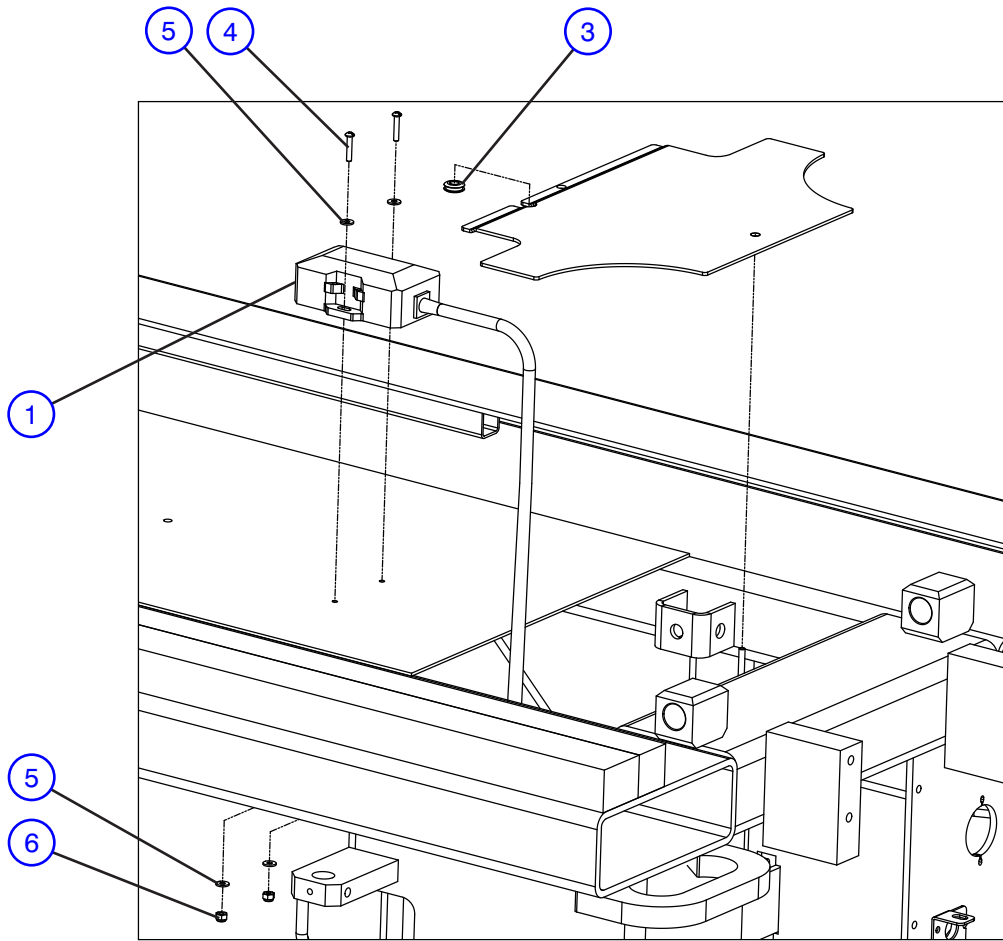
Index No.	Skyjack Part No.	Qty.	Description
-	167986	-	TELEMATICS OPTION - MOREY
1	167762	1	• MOREY MC-3E
2	167772	1	• BRACKET, GPS - Universal
3	167765	1	• HOLDER, MOREY MC3- Universal
4	167763	1	• SCREW MOUNT, External Antenna
5	134355	2	• MACHINE SCREW, Flat Hd - 1/4"-20 x 3/4"
6	103962	4	• BOLT, Machined Hd - #10-32 x 1/2" Zinc
7	300450	4	• NUT, Hex Nylon Lock - #10-32, Gr. 5
8	115649	2	• NUT, Hex Nylon Lock - 1/4"-20, Gr. 5

7.8 Telematics Option - M8



M211444AA

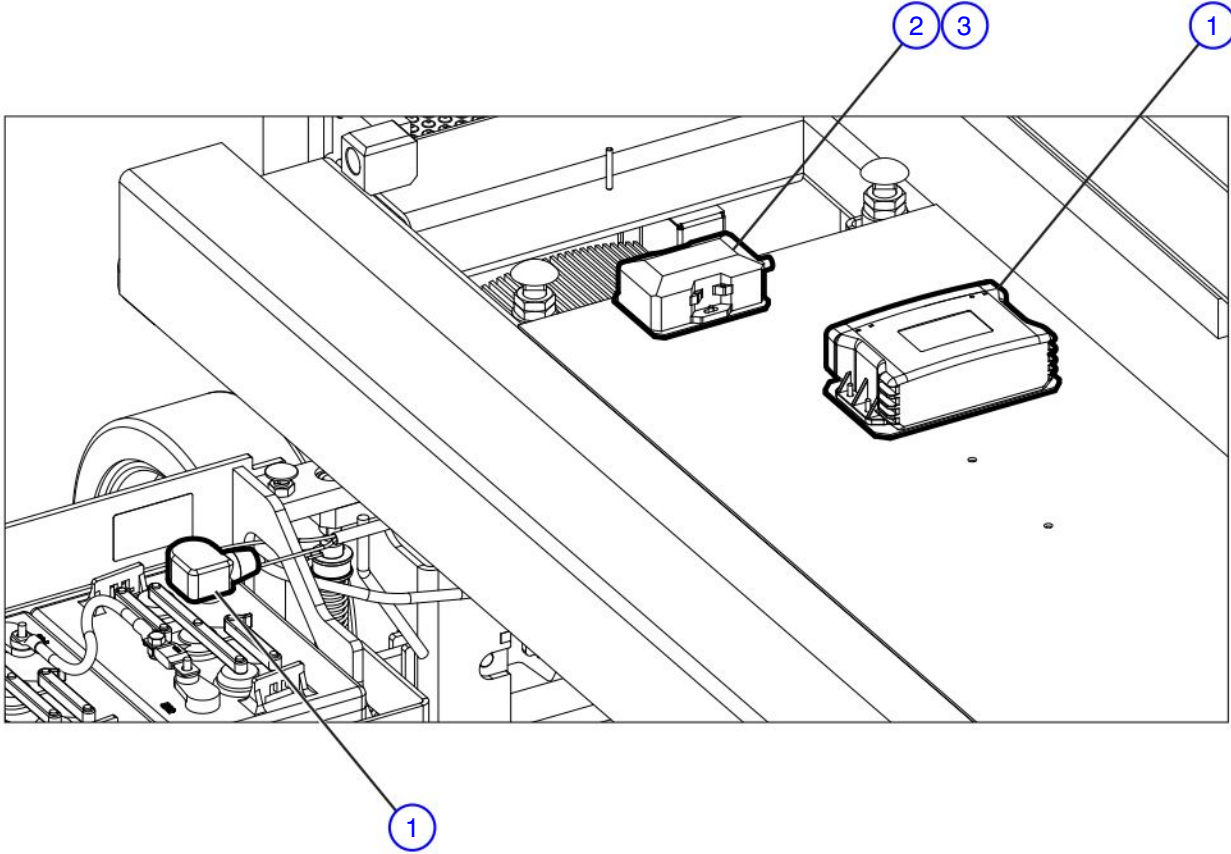
Index No.	Skyjack Part No.	Qty.	Description
-	211444	-	TELEMATICS OPTION - M8
1	207075	1	• TELEMATICS, M8
2	209495	1	• BRACKET, GPS - Universal
3	(Ref.)	1	• TELEMATICS HARNESS - M8 (Not Shown) (For components, refer to Section 6.5)
4	209605	1	• INSULATOR, Battery Boot - Red



M170990AD

Index No.	Skyjack Part No.	Qty.	Description
-	170990	-	TELEMATICS OPTION - M6
1	170995	1	• TELEMATICS, M6
2	(Ref.)	1	• TELEMATICS HARNESS - M6 (Not Shown) (For components, refer to Section 6.6)
3	100616	1	• GROMMET, Rubber - 5/16" x 9/16" x 1/8"
4	126499	2	• SCREW, Round Hd Machined - #8/32 x 7/8"
5	103991	4	• WASHER, Flat - #8
6	138765	2	• NUT, Nylon Lock Zinc - #8-32 Gr. 5
7	199465	1	• LABEL, Telematics - ZTR (Not Shown)

7.10 Telematics Option - M6 & M8

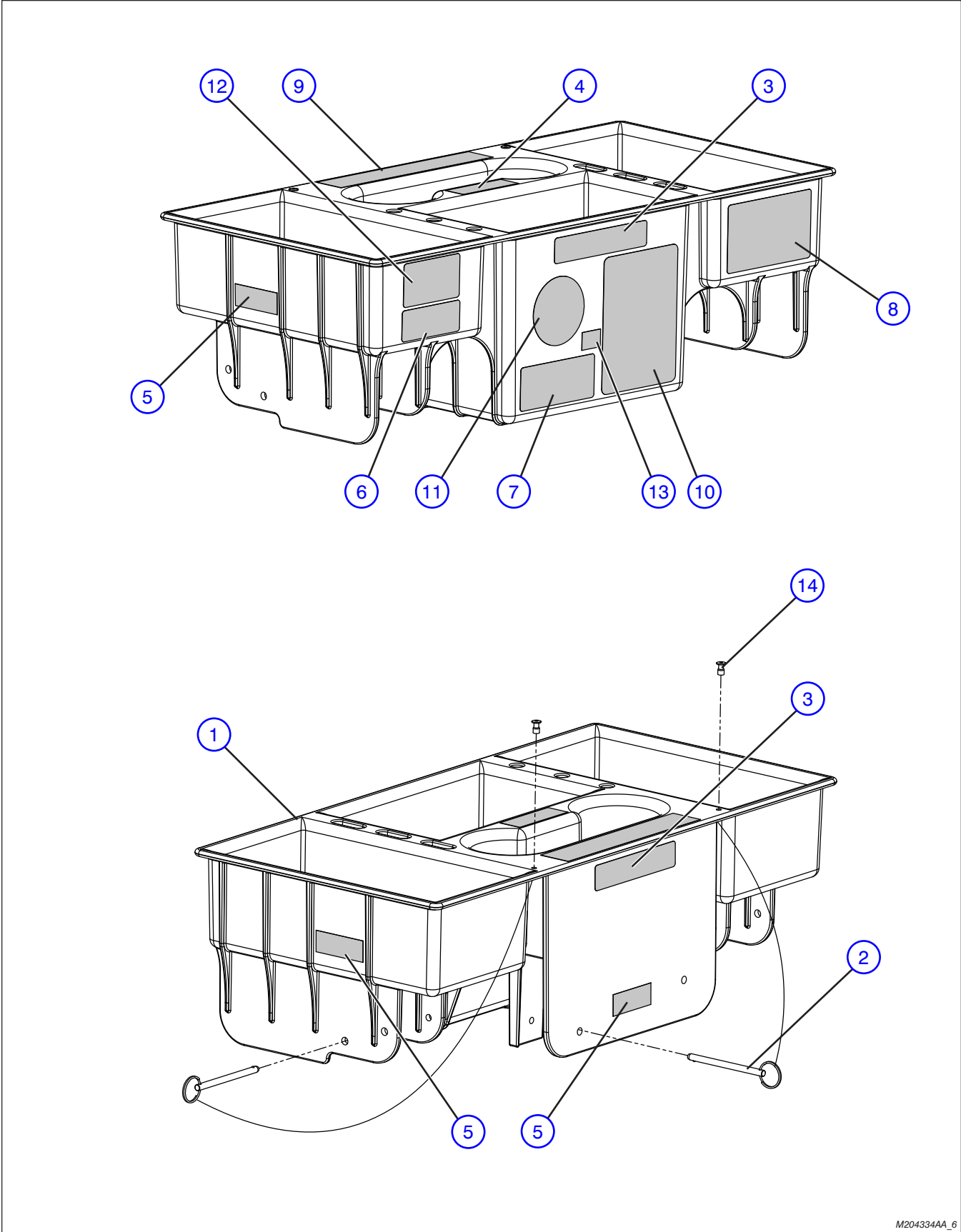


M211894AA

Index No.	Skyjack Part No.	Qty.	Description
-	211894	-	TELEMATICS OPTION - M6 & M8
1	(Ref.)	1	<ul style="list-style-type: none"> TELEMATICS OPTION, M8 (For components, refer to Section 7.8)
2	170995	1	<ul style="list-style-type: none"> TELEMATICS UNIT, M6
3	170994	1	<ul style="list-style-type: none"> KIT, M6 Mounting
4	(Ref.)	1	<ul style="list-style-type: none"> HARNESS, TELEMATICS M6 & M8 (Not Shown) (For components, refer to Section 6.7)

Notes

7.11 Tool Caddy



M204334AA_6

7.11 Tool Caddy

Index No.	Skyjack Part No.	Qty.	Description
-	211271	-	TOOL CADDY SUBGROUP
-	204334	1	• TOOL CADDY ASSEMBLY
1	198945	1	• • TOOL CADDY TRAY
2	198965	2	• • PIN, Quick Release - 1/4" x 3.2" (With Lanyard)
3	172293	2	• • LABEL, Skyjack Logo 5" White
4	172294	1	• • LABEL, Skyjack Logo 3" White
5	168421	3	• • LABEL, Keep In Lock Position - Vertical
6	172245	1	• • LABEL, Tool Caddy Weight
7	172246	1	• • LABEL, Tool Caddy Pin Location
8	172247	1	• • LABEL, Tool Caddy Location
9	172292	1	• • LABEL, Accessoryzers 7" White
10	172298	1	• • LABEL, Tool Caddy Model Serial Numbers
11	172299	1	• • LABEL, Do Not Block Exit/Entrance
12	172297	1	• • LABEL, Danger Of Falling Tools Drive Slowly
13	172428	1	• • LABEL, CE Mark 1" X 0.71"
14	116161	2	• • POP RIVET, 3/16" x 0.565" - SS Small Flange Dome Hd
15	204306	1	• INSTRUCTIONS, Tool Caddy Installation (Not Shown)

Notes

- 8.1 *Label Kit*
- 8.2 *Label - Platform Control Console*
- 8.3 *Labels - Miscellaneous*
- 8.4 *Labels - Sides*
- 8.5 *Labels - Front & Back*
- 8.6 *Labels - Chassis Top*

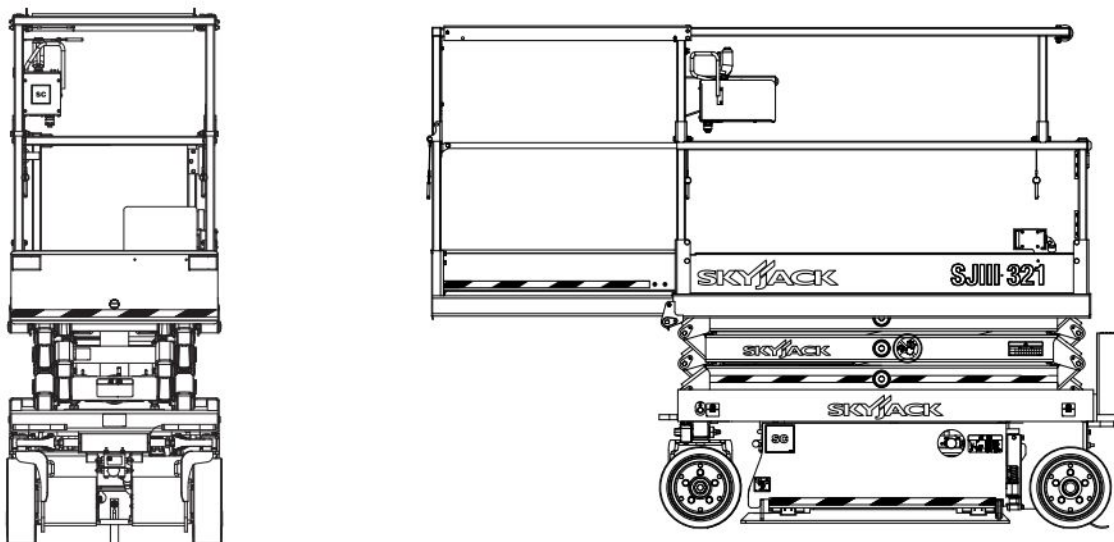
8.1 Label Kit

The label kit, Part Number 211693, is for models SJIII 3219 Skycoded. It contains labels that are common to both machines.

It excludes:

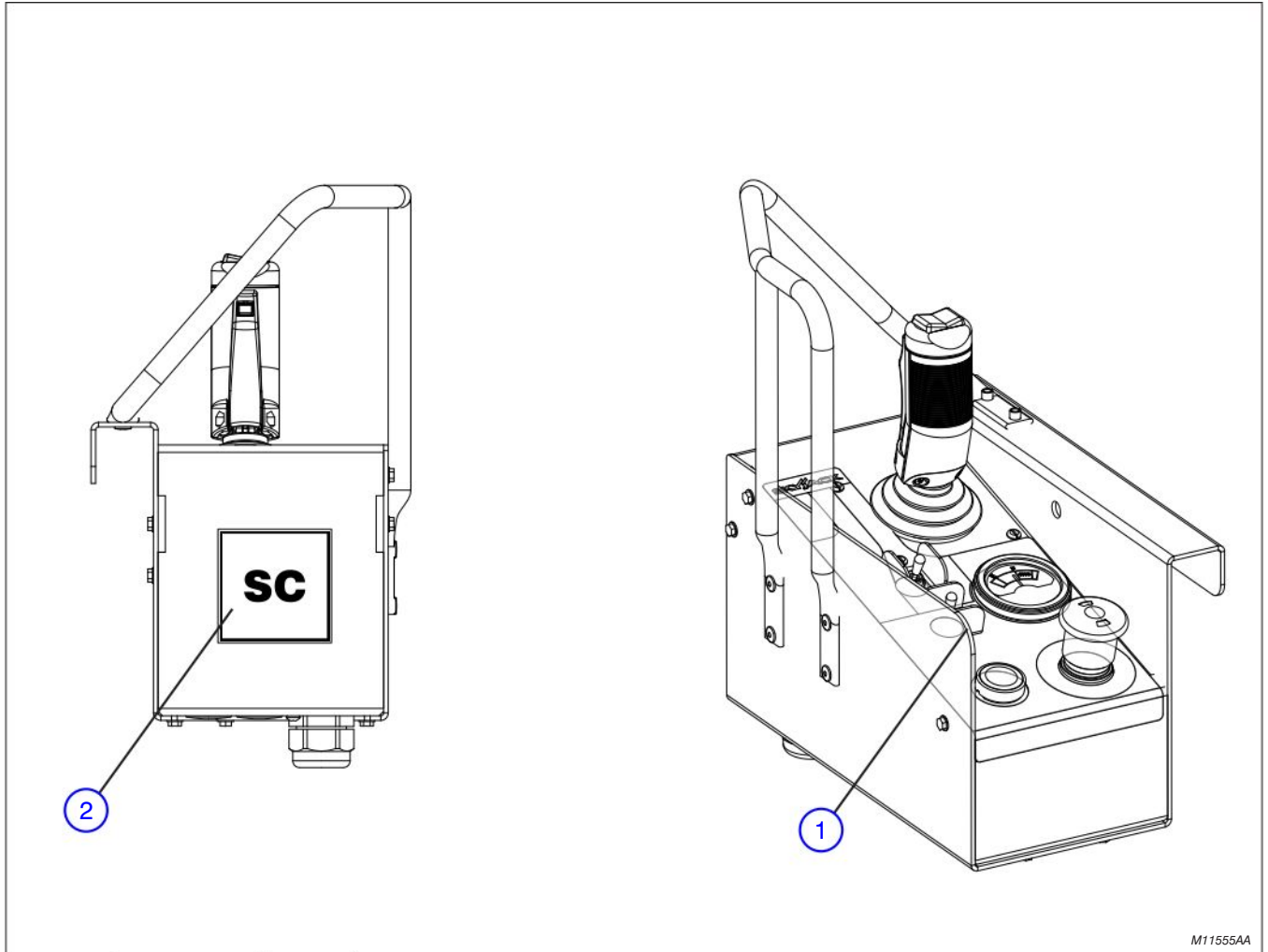
- serial numbers
- name plate
- stripes
- tape
- platform capacities
- model designations
- all special options

Supply model number, country and language when ordering complete machine labels.



M159794AE-Left_ANSI_SC_159794AE_Left_SC

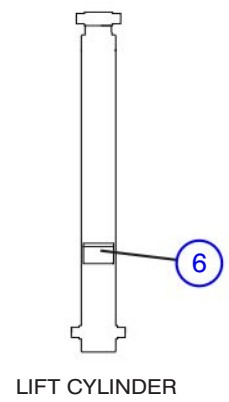
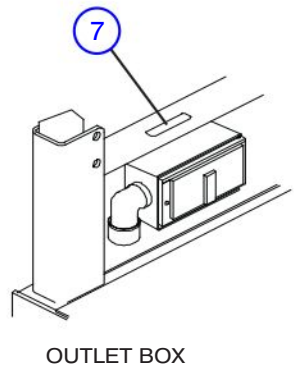
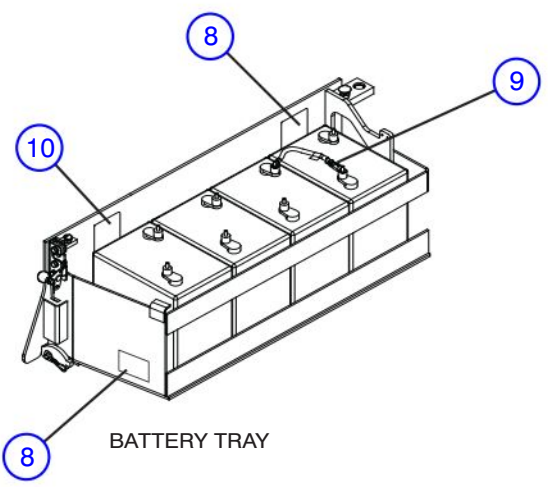
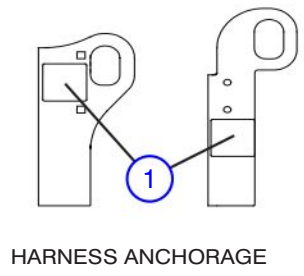
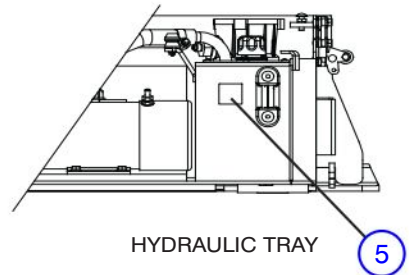
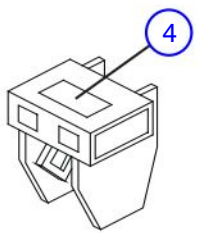
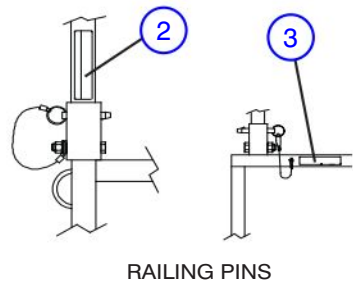
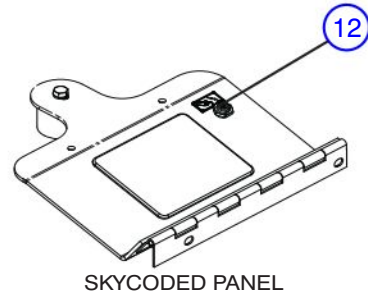
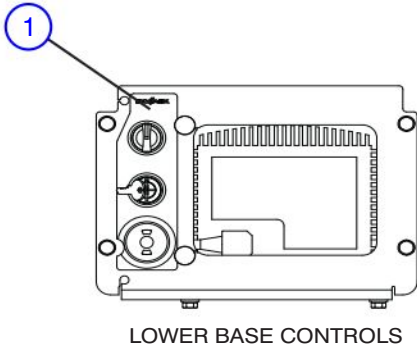
8.2 Label - Platform Control Console



M11555AA

Index No.	Skyjack Part No.	Qty.	Description
-	-	-	(To order a complete label kit, refer to Section 8.1)
1	156885	1	LABEL, Platform control console
2	172455	1	LABEL, SC (4" x 4")

8.3 Labels - Miscellaneous

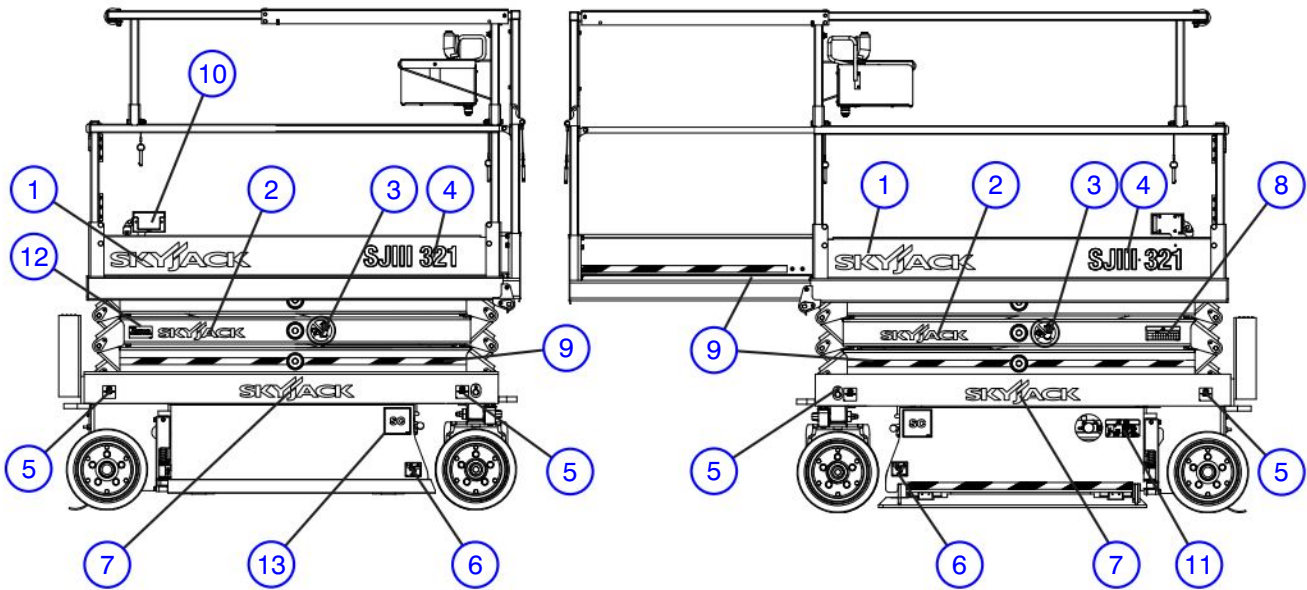


M11556AB

8.3 Labels - Miscellaneous

Index No.	Skyjack Part No.	Qty.	Description
-	(Ref.)	-	(To order a complete label kit, refer to Section 8.1)
1	146449	1	LABEL, Base controls
2	126056	AR	LABEL, Warning falling hazard - Railing pins (Vertical) (Not included in kit)
3	126057	AR	LABEL, Falling hazard - Railing pins (Horizontal) (Not included in kit)
4	159664	1	LABEL, Emergency lowering
5	102961	1	LABEL, ATF DEXRON III
	161565	1	LABEL, OIL SHELL NATURELLE HF-E 32 (If equipped) (Not included in kit)
6	157792	1	LABEL, Orifice decal
7	138211	1	LABEL, Connect AC supply here
8	137278	1	LABEL, 300A Fuse location
9	137276	1	LABEL, 300A +warning
10	128160	1	LABEL, Warning battery spacer
11	130018	6	LABEL, Safety lanyard
12	117387	1	LABEL, Power Reset Pictorial

8.4 Labels - Sides



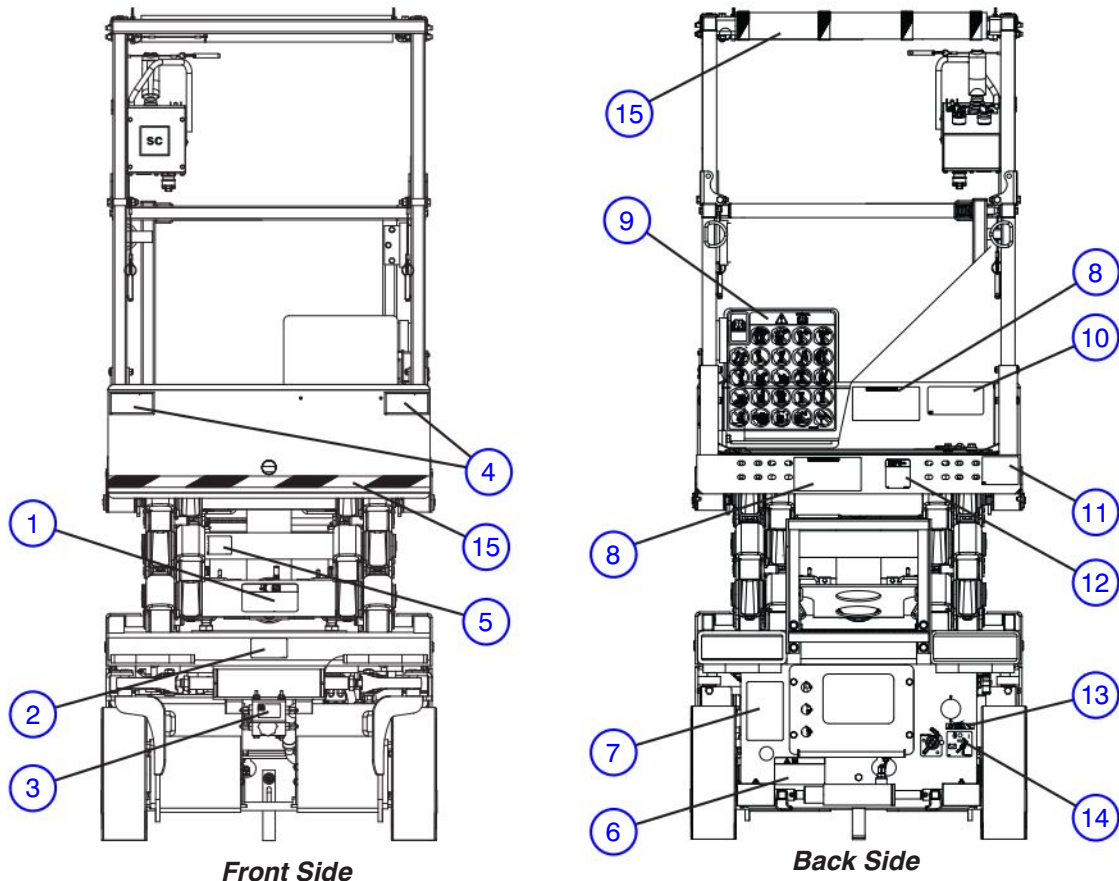
Right Side

Left Side

M159794AE-Right_SC_M159794AE-Left_SC

Index No.	Skyjack Part No.	Qty.	Description
-	(Ref.)	-	(To order a complete label kit, refer to Section 8.1)
1	158554	2	LABEL, SKYJACK LOGO (white - 20")
2	163860	2	LABEL, SKYJACK LOGO (white - 13")
3	139855	2	LABEL, Stay away
4	159529	2	LABEL, Model designation (Not included in kit)
5	132713	4	LABEL, Wheel Load Pict. (Not included in kit)
6	119866	2	LABEL, Danger pinch hand/foot
7	158536	2	LABEL, SKYJACK LOGO (white - 17")
8	156441	1	LABEL, Annual inspection
9	119803	AR	TAPE, Caution (1") (Not included in kit)
10	138211	1	LABEL, Connect AC supply here
11	159664	1	LABEL, Emergency lowering
12	172060	1	LABEL, Consignment Stock (Not included in kit) (if equipped)
13	172455	2	LABEL, SC (4" x 4")

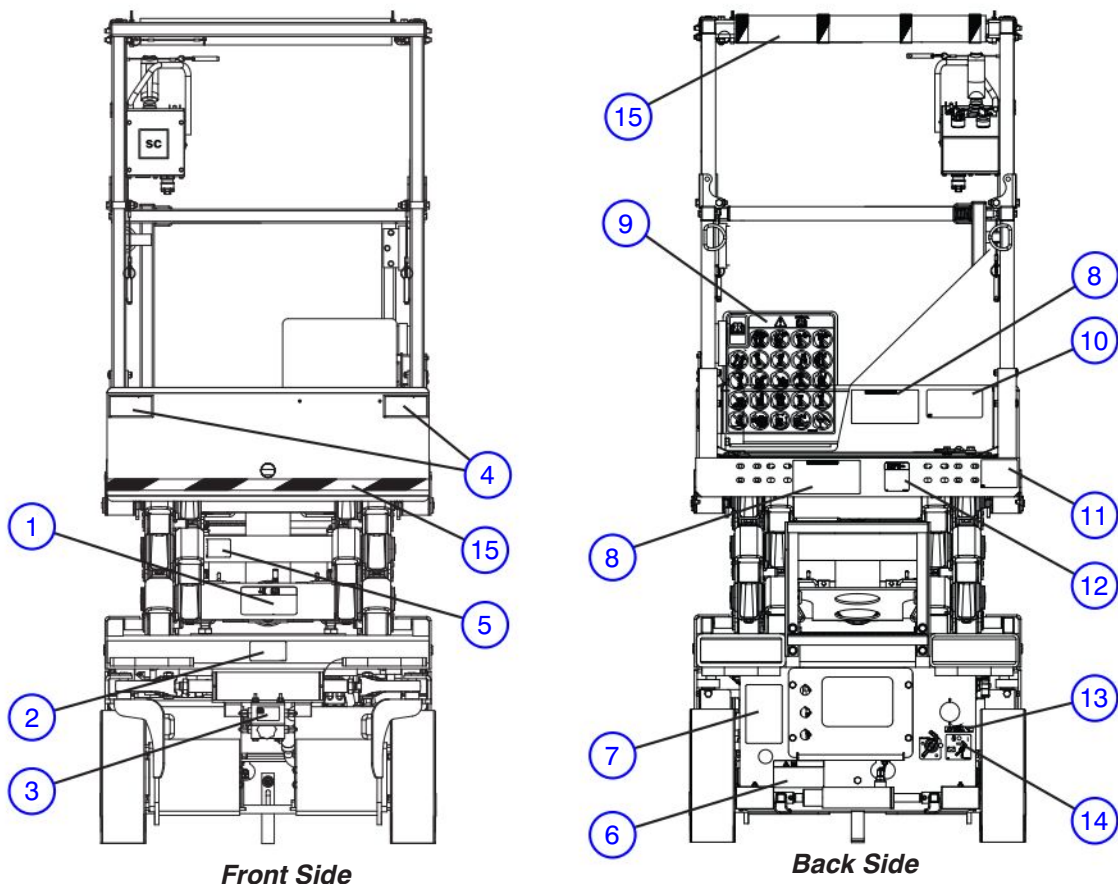
8.5 Labels - Front & Back



M159794AF_frontend_SC

Index No.	Skyjack Part No.	Qty.	Description
-	(Ref.)	-	(To order a complete label kit, refer to Section 8.1)
1	159664	1	LABEL, Emergency lowering
2	124767	1	LABEL, Lift point/tie down
3	158911	1	LABEL, Free wheeling valve
4	137988	2	LABEL, Crush/pinch/hazard
5	127711	1	LABEL, Safety bar place here
6	158910	1	LABEL, Winching/Towing/Pushing procedure
7	-	1	NAMEPLATE, Serial # (Consult Skyjack) (Not included in kit)
8	130375	2	LABEL, Platform capacities (Not included in kit)
9	172267	1	LABEL, Danger/Warning (On Manual Box)
-	-	-	Parts list continued on the following page.

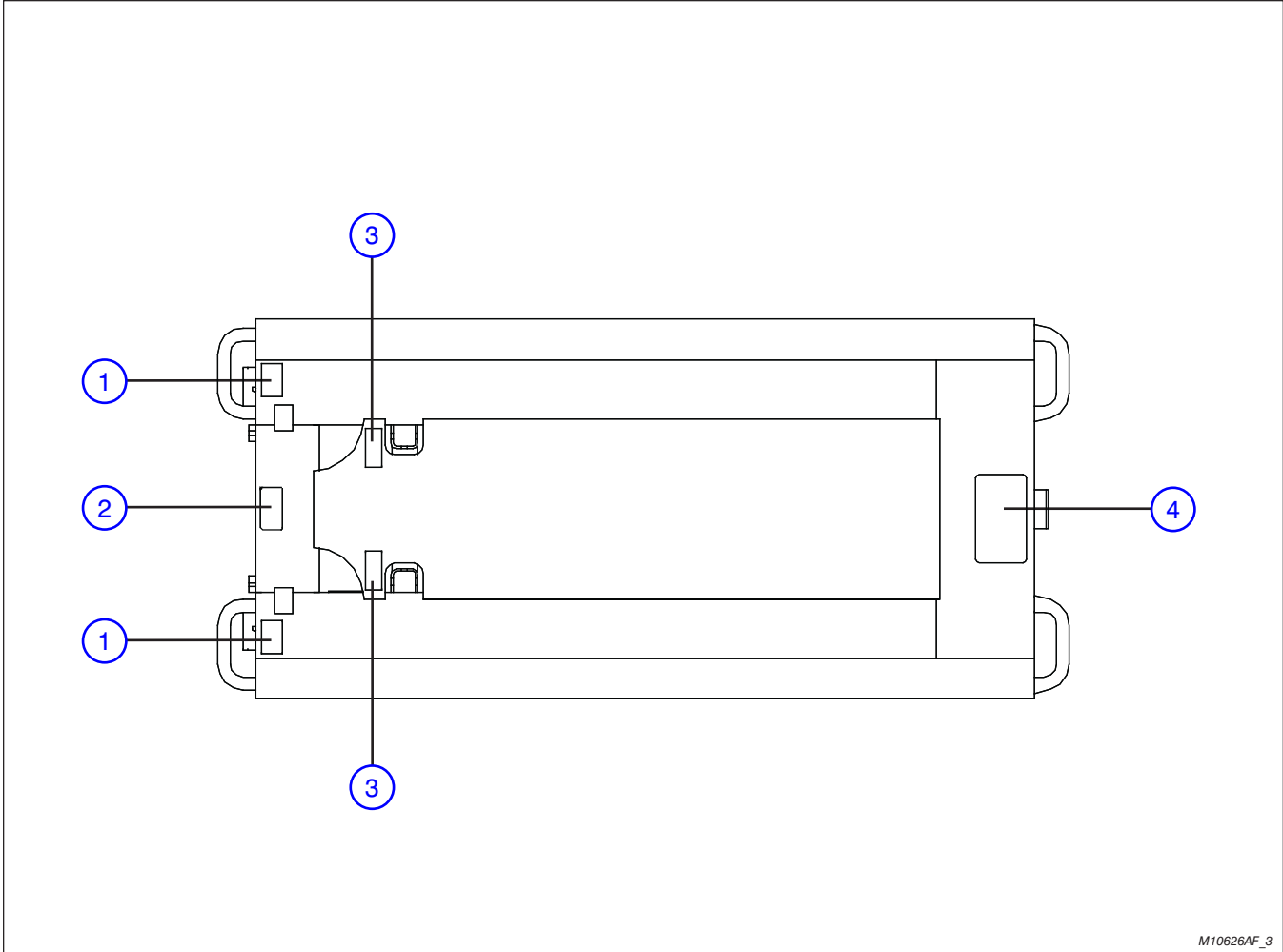
8.5 Labels - Front & Back (Continued)



M159794AC_frontend_SC

Index No.	Skyjack Part No.	Qty.	Description
-	-	-	Parts list continued from previous page.
10	124465	1	LABEL, Side force/no wind (Not included in kit)
11	124362	1	LABEL, Do not wear jewelry
12	158912	1	LABEL, Operator's checklist
13	138211	1	LABEL, Connect AC supply here
14	119674	1	LABEL, Battery disconnect switch
15	119803	AR	TAPE, Caution (1") (Not included in kit)

8.6 Labels - Chassis Top



M10626AF_3

Index No.	Skyjack Part No.	Qty.	Description
-	(Ref.)	-	(To order a complete label kit, refer to Section 8.1)
1	102896	2	LABEL, Forklift boot
2	124767	2	LABEL, Lift point/tie down
3	156613	2	LABEL, Do not alter
4	158908	1	LABEL, Maintenance bar procedure

Notes

9.1 *Fluid Table*

9.1 Fluid Table

Location	Capacity (Liters)	Capacity (Gallons)	Fluid Type	Skyjack Part Number
Hydraulic Tank	10	2.6	ATF Dexron III	119309
			Shell Naturelle HF-E 32	157138

1077AB

Notes

SKYJACKTM

www.skyjack.com